

Let's Talk Plants!

Newsletter of the San Diego Horticultural Society

June 2017, Number 273

Join us for SDHS
Night at the Fair

IN THIS ISSUE

Debra Lee Baldwin,
Horticulturalist of the Year
Page 3

Urban Homesteading at the Fair
Page 9

Arboreal Bugageddon
Page 11

Jacarandas
Page 12

WE THANK OUR SPONSORS

Agri Service, Inc.

Anderson's La Costa Nursery

Barrels & Branches

Briggs Tree Service

Chris Drayer, ASLA - Landscape Architect

Coastal Sage Gardening

Cuyamaca College

Evergreen Nursery

Falling Waters Landscape, Inc.

Garden Design Magazine

Glorious Gardens

Grangetto's Farm & Garden Supply

Greatsoil LLC

Green Thumb Nursery

JTM Nutrients

KRC Rock Inc

Marilyn's Garden Design

Moosa Creek Nursery

Multiflora Enterprises

Ornamental Gardens by Lisa

Pat Welsh

Renee's Garden, LLC

San Diego County Water Authority

Serra Gardens Landscape Succulents

SiteOne Landscape Supply

Solana Succulents

Southwest Boulder & Stone

St. Madeleine Sophie's Center

Sterling Tours, Ltd

Sunshine Care

Walter Andersen Nursery

Westward Expos, L P

SDHS SPONSOR

GREEN THUMB
SUPER GARDEN CENTERS

 **1019 W. San Marcos Blvd.**
(Off the 78 Frwy. near Via Vera Cruz)
760-744-3822
www.supergarden.com



- CALIFORNIA NURSERY PROFESSIONALS ON STAFF
- HOME OF THE NURSERY EXPERTS • GROWER DIRECT

WITH THIS VALUABLE *Coupon*

20% OFF
ANY ONE PLANT

- Must present printed coupon to cashier at time of purchase
- Not valid with any sale items or with other coupons or offers
- Offer does not include Sod, Gift Certificates, or Department 56
- Not valid with previous purchases • Limit 1 coupon per household
- Coupon expires 06/30/2017 at 6 p.m.

sdhs



PAUL ECKE JR. FLOWER & GARDEN SHOW

2017 STAGE SCHEDULE

**Daily: Wine Tasting 4:00 pm & 5:00 pm (except June 2, 10, 25)
& Live Music 6:00 pm – 8:00 pm)**

- | | |
|-----------------------|---|
| Fri. June 2 | Opening Day
4:00 pm – 8:00 pm - Light Jazz Live Music |
| Sat. June 3 | Oratorical Competition
10:00 am – 3:00 pm – Assorted Contestants |
| Sun. June 4 | Ikebana Day
10:00 pm – 3:00 pm – Ikebana Speakers |
| Wed. June 7 | “Orchids That Grow Outside in San Diego and How to Repot Them”
<i>(Reserve your spot by calling 858-755-1161 ext. 2460)</i>
11:00 am – 3:00 pm – S.D. County Orchid Society, Palomar Orchid Society
& Cymbidium Society |
| Thurs. June 8 | Floral Speakers
11:00 am – 1:00 pm – Toastmasters
1:30 pm - 3:00 pm – Floral Speakers |
| Fri. June 9 | “Growing Herbs and Veggies in Containers”
11:00 am – 3:00 pm – Karan Cooper-Greenwald & Roy Wilburn |
| Sat. June 10 | Toast of the Coast Wine Festival
10:00 am – 6:00 pm – Wine Speakers |
| Sun. June 11 | Floral Speakers
10:00 am – 3:00 pm – Floral Speakers |
| Wed. June 14 | “Create Your Own Bonsai Inspired by Nature”
<i>(Reserve your spot by calling 858-755-1161 ext. 2460)</i>
11:00 am – 3:00 pm – San Diego Bonsai Club |
| Thurs. June 15 | Rose Day
11:00 am – 3:00 pm – Rose Speakers |
| Fri. June 16 | “Edible Landscaping – Eat What You Grow!”
11:00 am – 3:00 pm – San Diego Master Gardeners |
| Sat. June 17 | Garden Art Demonstrations
10:00 am – 3:00 pm – Fine Art Department Demonstrators |
| Sun. June 18 | Floral Design Competition & Flower Festival
10:00 am – 3:00 pm – Floral Speakers |
| Wed. June 21 | “Plant Your Own Succulent Container”
<i>(Reserve your spot by calling 858-755-1161 ext. 2460)</i>
11:00 am – 3:00 pm – Mike Kish |
| Thurs. June 22 | Floral Speakers
11:00 am – 1:00 pm - Toastmasters
1:30 pm - 3:00 pm – Floral Speakers |

PAUL ECKE JR. FLOWER & GARDEN SHOW

2017 STAGE SCHEDULE

**Daily: Wine Tasting 4:00 pm & 5:00 pm (except June 2, 10, 25)
& Live Music 6:00 pm – 8:00 pm)**

- Fri. June 23** **"The Scoop on the San Diego Community Garden Network"**
11:00 am – 1:00 pm – Walt Sandford
"The Wonders of Horticultural Therapy"
1:00 pm – 3:00 pm – Roy Wilburn
- Sat. June 24** **"Mastering Garden Skills with the San Diego Master Gardeners"**
10:00 am – 3:00 pm – San Diego Master Gardeners
- Sun. June 25** **My Big Fair Wedding Day**
10:00 am – 6:00 pm – Assorted Weddings
- Tues. June 27** **"Celebrate Kid's Day Decorating Cupcakes with Albertsons"**
11:00 am – 3:00 pm – Albertsons Staff
- Wed. June 28** **"YEE-HAW SCRUBS! Your Garden to Bath"**
(Reserve your spot by calling 858-755-1161 ext. 2460)
11:00 am – 1:00 pm – Jennifer McMullen/Pearson
"Get Steeped – Tea Blending Workshop"
(Reserve your spot by calling 858-755-1161 ext. 2460)
1:00 pm – 3:00 pm – Remedy Naturals
- Thurs. June 29** **Floral Speakers**
11:00 am – 3:00 pm – Floral Speakers
- Fri. June 30** **"Support Global WORMing! Compost Food Waste with Worms"**
11:00 am – 3:00 pm – Jennifer Galey
- Sat. July 1** **Whole Life Festival**
10:00 am – 3:00 pm – Assorted Speakers
- Sun. July 2** **Floral Speakers**
10:00 am – Noon – Toastmasters
12:30 pm - 3:00 pm – Floral Speakers
- Mon. July 3** **Floral Speakers**
10:00 am – Noon – Floral Awards Ceremony
12:30 pm – 3:00 pm – Floral Speakers
- Tues. July 4** **Floral Speakers**
10:00 am – 3:00 pm – Floral Speakers



SAN DIEGO HORTICULTURAL SOCIETY

Established September 1994

OUR MISSION is to inspire and educate the people of San Diego County to grow and enjoy plants, and to create beautiful, environmentally responsible gardens and landscapes.

BOARD MEMBERS

Cindy Benoit – Membership Chair
Patty Berg – Volunteer Coordinator
Jeff Biletznikoff – Vendor Coordinator
Jim Bishop – President
B.J. Boland – Corresponding Secretary
Ray Brooks – Treasurer
Jason Chen – Member at Large
Marilyn Guidroz – Secretary
Mary James – Program Committee Chair
Jennifer Morrissey – Publicity
Anne Murphy – Workshop Coordinator
Lisa Robinson - Member at Large
Ari Tenenbaum – Member at Large
Susan Starr – Newsletter Editor
Roy Wilburn – Outreach Coordinator

Let's Talk Plants!, the SDHS newsletter, is published the fourth Monday of every month.

Managing Editor: Susan Starr; newsletter@sdhort.org

Copy Editor: Lisa Marun; lisamarun@gmail.com

Advertising: Bob Clark; advertising@sdhort.org

Calendar: Send details by the 10th of the month before the event to Barbara Patterson at calendar@sdhort.org.

Copyright ©2017 San Diego Horticultural Society, Encinitas, CA.
All rights reserved. Not to be reproduced by any means for any purpose without prior written permission.

BECOME A SPONSOR!

Do you own a garden-related business?

SDHS sponsorships have high recognition and valuable benefits, including a link to your website, discounts on memberships for your employees, and free admission to SDHS events. This is a wonderful way to show your support for the SDHS. Sponsors help pay for our monthly meetings, annual college scholarships, and other important programs. Sponsorships start at just \$100/year; contact Jim Bishop at sponsor@sdhort.org. We thank them for their support.

IN THIS ISSUE...

SDHS NEWS

- 2 Meetings & Events
- 2 Volunteers Needed
- 3 2017 SDHS Horticulturist of the Year
- 5 From The Board
- 5 To Learn More...
- 6 What's Up At San Diego Botanic Garden?
- 7 Pacific Horticulture
- 8 May Meeting Report
- 9 Urban Homesteading

OUR COLUMNISTS

- 10 The Real Dirt on ...
- 11 Bugs and Bugaboos
- 12 Trees, Please
- 13 Going Wild with Natives
- 14 My Life with Plants
- 16 Book Review

DIGGING WITH OUR MEMBERS

- 17 Sharing Secrets
- 19 May 2017 Plant Display

INSERTS:

Fair Stage and Garden Show Schedule
Calendar/Resources/Ongoing Events



COVER IMAGE: The SDHS 2017 Fair Exhibit celebrates Urban Homesteading with a garden that reflects those of early settlers in the west, including a vegetable plot planted with the Iroquois three sisters: corn, squash (shown here) and beans.

Copyright © 2003 David Monniaux

www.sdhort.org

JUNE MEETING HORTICULTURALIST OF THE YEAR PRESENTATION

Night at the Fair
Monday, June 12 5:30 – 7:45 PM
Presentation starts at 6:00 PM



Saxon Holt

Join us at the San Diego County Fair Flower and Garden Show stage to honor SDHS 2017 Horticulturist of the Year, Debra Lee Baldwin. Debra's books on succulents have changed gardening not just in San Diego, but nationwide and even internationally, with a significant following in Australia, Canada and South Africa, and one of her books is out in French. Don't miss this opportunity to celebrate Debra's contribution to Horticulture.

To address the fair's western theme, Where the West is Fun, SDHS garden exhibit designers Terry Chamberlin, Mannah Gbeh, Greg Hunter, Jason Showalter and Karen Krugman have created a modern urban homesteading garden with a rustic touch. You won't want to miss seeing their creative garden and the other gardens exhibits at the Fair.

For the evening we'll have exclusive access to the San Diego County Fair Flower Garden Show exhibits to enjoy the display gardens created by some of our finest local garden professionals.

The presentation starts at Garden Show Stage at 6:00 PM.

Members free

Non-members \$15 - Pay at check-in

Parking free for everyone 🚗

MEMBERSHIP INFORMATION

Renewal information is at www.sdhort.org.

For questions contact membership@sdhort.org or call Cindy Benoit at 760-473-4244.

MEETINGS & EVENTS

JUNE 12

SDHS Night at the Fair

JUNE 20

Workshop: Creating a Tapestry Garden with Laura Eubanks

JULY 10

Cynthia Pardoe on All in the Family: Geraniums and Pelargoniums

AUGUST 14

Jim Bishop on Evolution of a Gardener

SEPTEMBER 11

Frank McDonough on 20 South African Plants every Home Landscaper Should Know

OCTOBER 9

Debra Baldwin on Designing with Succulents in the New San Diego Garden

NOVEMBER 13

Rick Dark on Gardens of the High Line: Elevating the Nature of Modern Landscapes

VOLUNTEERS NEEDED

We still have slots open for folks to staff our display garden at the San Diego County Fair. The Fair runs from June 2 through July 4th. You'll get free entry to the Fair plus an invite to our Volunteer Appreciation Party in the fall for taking a four hour shift. No special plant knowledge required but you must be outgoing and enjoy telling Fair visitors all about the garden and SDHS. This is our biggest outreach effort of the year and it's always fun to spend a morning or afternoon at the spectacular Garden Show, the Fair's most visited attraction. For details and sign ups, visit the website at sdhort.org.

2017 SDHS HORTICULTURIST OF THE YEAR

Interview with Debra Lee Baldwin

By Susi Torre-Bueno

Every year, the SDHS honors a local luminary of the horticulture community for their significant contribution to horticulture in the San Diego area. This year, we're delighted to honor lifetime member Debra Lee Baldwin as our Horticulturist of the Year. Many members know Debra for her enormous contribution in popularizing the ecologically responsible (and beautiful) use of succulents in the garden. Multitalented Debra writes with an evocative and nuanced vocabulary, paints richly hued lifelike watercolors, takes vibrant photographs, gardens with enthusiasm, and shares all her passions through books, lectures, videos, and social media. Learn more about Debra from her website (debraleebaldwin.com), especially the "About Debra" section, which outlines her background and accomplishments.

I had the good fortune to join Debra in her Escondido garden in early April, where we shared the scrumptious and colorful lunch she had prepared before strolling through her vibrant garden. Debra has recently finished work on the completely revised second edition of "Designing with Succulents," which she'll have available when she speaks at our October meeting. We discussed:

How did the love of plants you got as a child set the seeds that grew into your ongoing wish to share and educate people about plants and nature?

My father, an accountant, also was a rancher and naturalist. We often discussed insects, birds, reptiles, plants, the seasons, and the stars. But it wasn't until the '80s when working with Peter Jensen, then editor of *San Diego Home/Garden* magazine, that I realized the positive difference a garden journalist can make.

If you weren't doing what you are doing now, what can you imagine yourself involved in?

I'm intrigued by what motivates people and how they interact, so I might become trained as a therapist or Marriage and Family Counselor.

What do you look for when adding a new plant to your garden, and why?

I've gardened on a half-acre in the foothills north of Escondido for a quarter century, continually adding plants. At first it was all about "Where will it do well?" which resulted in a visual mish-mash. Now, a new plant has to be practical, beautiful, and enhance sight lines.

For the last ten years, you have been enormously successful at sharing your love of succulents and promoting their use in the



garden. If you weren't living in San Diego County, with its wealth of succulent growers and hobbyists, do you think you'd still be so enamored with this plant group?

In a less hospitable region, I probably wouldn't grow many succulents in my garden. I do think, though, that I'll always have succulents as potted plants—wonderful specimens arrayed in one-of-a-kind, art pots.

Is there another group of plants (besides succulents) that you think has similar potential and that should be used more in gardens, particularly here in San Diego County?

I think bromeliads and furcraeas are underutilized in coastal landscapes, and most gardens would benefit from the addition of natives.

Does the fact that most succulents are so incredibly easy to propagate (for yourself or to share with others) make it harder for nurseries to sell these plants?

Not significantly.

Do nurseries have to keep a large inventory of many different species and cultivars in stock to satisfy the demand?

It depends on their target market. A large nursery's most lucrative customers are commercial properties and landscapers shopping for clients' gardens. For both, tried-and-true plants tend to be the norm.

We keep seeing new cultivars introduced nearly every month – do you think that pace will continue?

Yes.

Do you see some older varieties declining in use as newer choices come along?

I hope so, because certain common older varieties can be poor choices. (See my video What You MUST Know About Century Plants at [youtube.com/watch?v=KBs-Hqbq48U](https://www.youtube.com/watch?v=KBs-Hqbq48U).)

Continued on page 4

Which succulent species or cultivars of would you encourage people to use more of, and why?

Consider using large agaves that don't pup (like *A. ovatifolia* and *A. guineola*); aeoniums that stay compact and don't form tall, ungainly trunks (shrub-forming *A. haworthia*, for example, and *A. 'Kiwi'*); echeverias that withstand the rigors of the open garden (like *E. agavoides*, *E. imbricata*, and *E. 'Sahara'*); spineless or near-spineless opuntias (which make a great backdrop, hedge and/or firebreak, are edible, and get by on rainfall alone); large aloes with tall, glorious flower spikes (such as *A. speciosa*, *A. vanbalenii*, and *A. ferox*); small aloes that are mound-forming over time (such as *A. nobilis* and *A. brevifolia*); tree succulents (such as *Beaucarnea recurvata*, *Dracaena draco*, *Aloe 'Hercules'*, *Pachypodium lamerei*, and yuccas); cacti that look gorgeous backlit (golden barrels, silver torches); jade cultivars with interesting leaves ('Hobbit', 'Gollum', 'Tricolor', 'Hummel's Sunset'); dasyliirions and hesperaloes (desert plants with slender, upright leaves and fountainlike shapes); new ice plant cultivars in eye-popping colors; *Othonna capensis* (a good ground cover and cascader for terraces and containers); *Peperomia graveolens* 'Ruby' (a shade succulent that stays red); variegated elephant's food (*Portulacaria afra* 'Variegata'), and shrub sedums of all sorts.

What three things about succulents do you still find surprising?

Their longevity as cuttings or rootless plants, the exquisite symmetry of rotund cacti and euphorbias, and the intriguing bud imprints (scalloped patterns) on agave leaves.

If you could give a gardener new to succulents one piece of advice, what would it be?

Browse my website's FAQs and articles; visit my YouTube channel, and obtain my book, "Succulents Simplified," which was written with the novice in mind.

Plant enthusiasms change over time, and years ago every home seemed to have at least some roses. In the last decade or two magazines have been showcasing the meadow look, with grasses (and other plants) used in a naturalistic way. Southern California has seen the movement away from water-guzzling lawns in favor of less thirsty plantings. Any predictions for what comes next, and why?

OK! You heard it here first:

Lawns won't return, except perhaps as no-mow meadows, and time-intensive poodled shrubs will disappear. The word "waterwise," which currently defines the correct way to garden, will be replaced by a term that acknowledges the land and its potential, perhaps "naturewise." It'll still be OK to let a lawn die, but not to leave precious terrain barren. Productive yards will take precedence over the merely pretty, and small will be no exception. Milkweed will be a must-have, and the monarch butterfly, now facing extinction, will resurge.

Forward-thinking landscape designers will launch divisions



of gardeners who understand how to maintain yards that lack hedges and lawns. (Succulent gardens need maintaining seasonally, or at least three times a year. Mow-and-blow gardeners prefer weekly or monthly clients, and therefore tend not to be interested.)

Visionary designers and creative gardeners will innovate a new, minimalist style of landscape, one that comes to define Southern California, and that will be hailed as "the ultimate no-water, no-maintenance garden." Keynotes will be Southwest succulents with simple lines and sculptural shapes: yuccas, hesperaloes, dasyliirions, dudleyas, agaves, and cacti.

Long a pariah plant, cacti will come into its own. Large varieties that are spherical, cylindrical, or spineless will be in demand. Focal-point gardens of cacti prized for their translucent spines will be showcased in rocky, elevated beds and positioned so the plants are haloed by early morning or late afternoon sun.

This New Southern California Garden will also incorporate low-water, Old World succulents such as *Euphorbia ammak*, *Portulacaria afra* 'Variegata', blue senecio, colorful jades, ice plants, and shrub aeoniums. Rocks of every sort, from pea gravel to immense boulders, will occupy half or more of newly installed landscapes. No worries: These will look nothing like the cliché gravel gardens of midcentury tracts or desert gardens typical of Tucson!

Because flat gardens will be seen as boring and unnatural, yards will be sculpted with berms, swales, dry streambeds, and pathways paved with flagstone and stabilized DG.

People who have assumed they could plunk a few free succulents in the ground and topdress the rest with gravel will, over the next decade, be overwhelmed by enormous *Agave americanas* that are hazardous and expensive to remove and, if encroaching on streets and sidewalks, a liability. Agave snout weevil is a wild card---if uncontrolled, it could

Continued on page 7



FROM THE BOARD

By Jim Bishop

Debra Lee Baldwin is 2017 Horticulturist of the Year Honoree

This month, we honor Debra Lee Baldwin as 2017 Horticulturist of the Year. You likely have one or more of Debra's books on succulents, have attended one of her lectures, or have read many of the articles she's authored in *Garden Design*, *Sunset*, *Better Home & Gardens*, and other local press. Not only is Debra well known locally, but she also has a large national and international following. Her books on succulents have made a huge impact on the way many people garden. With her help, succulent gardens, pots, and plants have gained a place in almost every San Diego landscape. On June 12th, we will honor Debra at our annual "Night at the Fair" meeting held in the display gardens at the San Diego County Fair in Del Mar. Parking is free for everyone and admission is free for SDHS members. So be sure to save the date. Learn more about Debra and our garden exhibit in this newsletter and online at sdhort.org.

Coming Soon: New Online Let's Talk Plants

Let's Talk Plants will soon be moving to an online version that will allow you to read news articles anywhere, at any time, and on any device. The new version will allow you to quickly find and read both current and previous articles and easily share them with friends. No login or pdf downloading required. More details about this exciting new project will be available in our July newsletter

Is SDHS on the verge of a leadership crisis?

August is just around the corner and we have several key board members whose terms will expire. Most notably, is president! We are also looking for a new membership chair to replace Cindy Benoit, a volunteer chair to replace Patty Berg, and a coordinator for next year's garden tour. The garden tour may also be co-chaired if you know of someone you would like to work with. A lot of effort has been made over the last several years to make the board work easier and more flexible, and accommodate volunteers' schedules. The good news is that by volunteering now, you will have several months to learn about the position and be ready to start in August. Three one-year member-at-large positions will also be opening up. At-large positions are an opportunity to

learn more about the organization and potentially move into a three-year position.

I encourage you to take a leap and volunteer to help lead this dynamic organization. Most of the positions take just a few hours per month and most of the activities can be done from home, yet the work our chairs do is vital to SDHS's day-to-day operations. Or maybe you have someone in mind that just needs a little nudge and reassurance that they can do it. It is a wonderful opportunity to play a major role in the San Diego horticultural community. The most important qualification is a passion for our mission and a desire to work with like-minded people eager to move our organization forward. You do not need to be a plant expert, although some knowledge doesn't hurt. Please send your questions or contact me ASAP with your intention to serve at: sdhsresident@gmail.com. 🌿

TO LEARN MORE...

Botanical Art Around the World and Through the Ages

By Ava Torre-Bueno

Debra Lee Baldwin, this month's speaker, is not only an expert on succulents, but she's also a wonderful watercolorist: debraleebaldwin.com/succulent-projects/the-easy-way-to-paint-watercolors/.

The art of painting flowers and plants goes back into pre-history. Here's a prehistoric painting of hemp from Japan: herbmuseum.ca/content/japanese-history-hemp-prehistoric-times.

Halfway down this web page, there are five lovely plant paintings by Barbara Nicholson from the Natural History Museum in London: nhm.ac.uk/discover/nature-on-our-doorstep-the-art-of-british-natural-history.html.

Writer and artist Katherine Tyrrell has created a beautiful and informative website about botanical art and artists. You can read about the long history of plant artists such as Franz Bauer at England's Royal Botanical Gardens at Kew: (botanicalartandartists.com/about-franz-bauer.html) and you can spend hours roaming around the links on this page: botanicalartandartists.com/history.html. There's also a page devoted to botanical artists in North America (with a short video of the works of Heeyoung Kim, an orchid painter): botanicalartandartists.com/botanical-artists-in-north-america.html.

Finally, type the words "plants diego rivera" into your Google search box and click on "images" to see Rivera's iconic lilies and sunflowers! 🌿



ENRICH YOUR LIFE AT SAN DIEGO BOTANIC GARDEN

Take a Class (or Two) and Be Inspired!

As summer begins, our education classes at San Diego Botanic Garden really heat up! This month, we are offering "The Art & Science of Composition," a brand new class that's fundamental to taking great pictures in our Garden and yours! Register for one of these TERRIFIC classes today at SDBGarden.org/classes.htm or call 760/ 436-3036 x 201.



Mosaic Mirrors: Make a beautiful shell mirror for your home! This class is fun and the technique is easy to learn. Participants will use a variety of shells in different sizes, shapes, and colors. Embellish your mirrors with a variety of glass gems, stones, and pearls. Thursday, June 1 from 9am–1pm.

The Art & Science of Composition: No matter what type of photography you enjoy, composition is fundamental to taking great pictures. In this four-hour workshop, students will practice compositional techniques using the rule of thirds, filling the frame, using lines and shapes, and learning how to simplify. All levels welcome. Saturday, June 3 from 9am–1pm.

A Fresh Start: How to Use Soul Collage to Discover Your Hidden Creativity: Discover how the poetry of images can uncover hidden resources and activate brain areas key to finding creative solutions you didn't know that you knew! Saturday, June 10 from 9:30am–4pm.

Watercolor Pencil Botanical Journaling: Watercolor pencils are great for journaling and traveling. Colors become vibrant when water is applied to the paper surface. Sunday, June 11 from 9:30am–4pm. 🌿

SDHS SPONSOR



Garden Design & Maintenance

Custom Design ♦ Hardscape
Native Landscapes ♦ Patios
Lighting ♦ Fences
Drainage ♦ Irrigation ♦ Repair
Installation ♦ Consultation

3685 Voltaire St., San Diego 92107
619-223-5229

Coastalsage.mysite.com

SDHS SPONSOR

Over 500 types of
stone and boulder for your
Water-Wise Garden.

Flagstone
Pavers
Pathway DG
Boulders...
and so much more...

Our creative and
knowledgeable staff
will help you make the
best selections for the
garden of your dreams.



Natural Stone & Boulder Supply

1 800 KRC ROCK (1 800 572-7625) www.KCRCRock.com

San Marcos (760) 744-1036
Poway (858) 748-3953
Lakeside (619) 443-8153

PACIFIC HORTICULTURE

The Best of South Florida's Gardens

Join Pacific Horticulture February 13–18, 2018 for an immersive garden adventure in the semi-tropical climate of South Florida. From our base in Miami, we'll visit The Kampong, a botanical garden that was once the private estate of Dr. David Fairchild, an influential horticulturist and plant collector. Other botanical garden visits include Montgomery Botanical Center and Fairchild Tropical Botanic Garden, both lush educational gardens committed to the conservation of tropical plants, and we'll take in the exquisite beauty of a 20-acre estate in Redlands known as Patch of Heaven. Our visit to R.F. Orchids includes a tour of the beautiful nursery and background on their history, production methods, and sales operation.

Landscape architect Raymond Jungles, who is renowned for his work on private gardens and resort hotels throughout Florida and the Caribbean, will accompany our group to Naples Botanical Garden. Jungles, who was part of the garden's design team, will provide a special tour with backstory about the garden's design and implementation. The designer will also provide our group exclusive entrance to four private home



Naples Botanical Garden

gardens that he has created and join us for a farewell dinner at Fogo de Chão Brazilian Steakhouse in Miami Beach. San Diego landscape designer Amelia B. Lima will escort this tour.

Email office@pacifichorticulture.org to be placed on an interest list and receive updates as details are finalized. 🌿

SDHS Horticulturist of the Year continued from page 4

remove currently popular but susceptible species from our region's gardens and nurseries.

Sun shades of technologically advanced, all-weather fabric will be in every new garden, especially east of I-15. (The shades provide an ideal microclimate by diffusing strong light and providing frost protection. Moreover, they don't drop leaves.)

With many people erroneously believing that our water woes are over due to the recent rains, interest in more thirsty gardens may arise—those lush with roses, tropicals, and edibles. Regardless, demand will increase for every sort of food-producing plant because homeowners in their 30s and 40s no longer trust commercial suppliers and want to know exactly what they—and their children—are eating.

Dwarf and multi-grafted fruit trees and raised vegetable beds will be commonplace. Professional “home farmers” will create and tend the organic vegetable beds and chicken coops of the well-heeled. Growing unusual varieties from seed catalogs will be bragged about, recipes for such oddities shared on social media, and tasting parties held at harvest time.

Blending such trends will be increased awareness of edible and herbal succulents, such as *Aloe vera*, cacti grown for its fruit (including vining dragon fruit), nopales, yucca petals, chalk lettuce (*Dudleya edulis*), and possibly peyote (if voters approve it!). 🌿

SDHS SPONSOR







Sophie's Organic Garden

By purchasing garden items from Sophie's Organic Garden you are providing the opportunity for over 400 adults with developmental disabilities who attend St. Madeleine Sophie's Center to discover, experience and realize their full potential.

\$10 off with this coupon*

2119 E. Madison Ave. | El Cajon, CA 92019
www.stmsc.org | 619.442.5129

Open Mon – Fri 8 to 4 (year round) and Sat 9 to 3 (Mar 15th – Jul 15th)

*With purchase of \$50 or more

MAY MEETING REPORT

By Kristie Hildebrandt

According to our May guest speaker, Karen Chapman, "If you love plants, have a good sense of humor and enjoy meeting fellow gardening enthusiasts, we are meant to meet! Gardening should be FUN and that's what I'm all about; learn while you laugh, and never take yourself—or your garden—too seriously."

There's no question that Karen practices what she preaches. Extremely energetic and with great confidence about her subject, she enthusiastically takes her listeners on a journey. As a roadmap, she lays out basic, yet detailed, steps for taking containers and gardens from predictable and mundane to something that can be quite exceptional.

Having refined the art of sophisticated container gardening over the years, and with the success of Karen's first book, *Fine Foliage*, she became more interested and focused on broader landscape design and in applying her experience to create elegant and functional outdoor living spaces.

Karen asks, "How do you shop at a grocery market?" Most of us make a list of what it is we wish to purchase, but we don't do this when shopping for our gardens. We should! Since flowers come and go while foliage endures, our garden shopping list should focus on plant selections based on foliage. The how-to manual for putting this approach into practice is Karen's new book (co-authored with Christina Salwitz), *Gardening with Foliage First*. Along with that shopping list, Karen uses a thin plastic tablecloth on which she has drawn pot diameters and keeps it in her purse so that when she makes that (inevitable) nursery detour, she's prepared!

There are three basic steps to set us on the right path for an exceptional garden. First, find your "spotlight." The plant's color cues in the seasonal foliage; shape and form (upright, mounding, prostrate, trailing); leaf texture (bold, fine, soft, smooth, spiky, bumpy); bark; stems; veins; and, yes, even large, ugly thorns. Use spotlights for your inspiration and as a springboard for the composition. Examples given were Painted Echeveria (with attractive shades of green laced with raspberry) and Canna Tropicanna (which draws attention to its reds, oranges, and golds). Keep in mind that the spotlight may not be a plant at all; consider having other natural or man-made objects take center stage.

Second, add the highlights. Once you have that inspiration plant, sculpture, or pot, identify the colors that stand out and decide what will accent it best. Go lighter or go darker, but try to stay in the same color family. Keep it simple at first by using a few plants and a basic palette. Later, experiment with bolder combinations. Possible pairings are *Agave ovatifolia* Frosty Blue with a yummy caramel container or *Aloe saponaria* contrasted against a sandstone path.

Finally, showtime! How do you want to fill out the scene and create the "big picture"? Once you've chosen your spotlight/inspiration and selected the highlights, try to add some contrast. Perhaps something suggested by one of the other plants or simply a wild card that adds a punch, a twist, or a huge surprise. Suggested combinations might be rich burgundy combined with steel blue and then a smashing, shimmering silver (as seen on the *Gardening with Foliage First* book cover), or *Melianthus major*, *Begonia boliviensis* "Bonfire," and *Echeveria elegans*.

Keep your container or garden interesting while bearing in mind the backdrop and where it is your creation will reside. A pot on your front porch, flower boxes under a window, a container or sculpture you're integrating into the garden, a fountain, or a vignette of newer plants in front of an already existing landscape will complete a scene. And don't forget... Gardening should be FUN! 🌿



WELCOME NEW MEMBERS

A warm hello to these new members:

Julie Boegli
Julie Callis
Nancy Crawford
Pamela Dunlap
Barbara Dunn
Kathy Esty
Virginia Grigg

Karen Kees
Diana Kelsey
Lisa Lindmark
Penelope Perryman
Gretchen Ward
Zelda Waxenberg
Janet Zanville

URBAN HOMESTEADING

The SDHS Garden for the 2017 Fair

By Terry Chamberlin and Susan Starr

You won't want to miss this year's SDHS exhibit at the San Diego County Fair. In celebration of the Fair's Wild West theme, the SDHS design team, Terry Chamberlin, Mannah Gbeh, Greg Hunter, Jason Showalter and Karen Krugman, have created a modern urban homesteading garden with a rustic touch.

Urban homesteading is a modern gardening movement which echoes the farming techniques of early pioneer homesteaders. To illustrate the urban homesteading concept, the garden has been planted with edibles that might have been found in early pioneer gardens; there are fruit trees and a vegetable patch, along with plants that attract bees and other pollinators. Also present are plants that pioneers might have found when they arrived in California, such as California natives and California Pepper trees, as well as roses that homesteaders may have brought with them on their trek west. Structures include a water wheel and, in a nod to modern practices, a garden shed with a green roof of succulents. Since this year's Exhibit aims to be educational as well as beautiful, the design team has assembled a history of roses, information on the importance of providing habitats for San Diego county's native solitary bees, and information on native seeds to complement the landscape.

Plan to visit this unique garden and enjoy the Fair. You can also volunteer to serve as an exhibit host and receive free entry to the Fair. See page 2 for details. 🌿



Mannah Gbeh, SDHS Fair Exhibit Team Leader and Su Kraus, Moosa Creek Nursery.

SDHS SPONSOR

NORTH COUNTY'S MOST UNIQUE ASSISTED LIVING COMMUNITY



**Call for a Personal
Tour of our Homes,
Greenhouse and
Organic Fields.**

858-674-1255 x 202

**SUNSHINE
CARE**

*A Community of
Assisted Living Homes*

Member of the
SD Horticultural Society

www.sunshinecare.com

12695 Monte Vista Road
Poway, CA 92064

Lic#1374601087

Specializing in Memory Care, Intergenerational Programs and Horticultural Therapy

- 7 care homes on 32 acres featuring 5 organic gardens, a greenhouse, fruit orchards, and California wildflowers.
- Organically grown fruits, vegetables and herbs used in our home cooked meals.
- Only 15 minutes from Del Mar and La Jolla on Route 56.
- FREE ongoing *Garden Lecture Series* with Farmer Roy Wilburn. For serious garden enthusiasts. Join us monthly, on the 3rd Saturday, at 10:30 a.m.
- Composting & Vermiculture Program
- Award-winning Intergenerational *Seed to Table* Program.



OUR COLUMNISTS

THE REAL DIRT ON . . .

Mary Tyler Peabody Mann

By Carol Buckley

As a daughter of 19th century Massachusetts, Mary Tyler Peabody Mann, born in 1806, was exposed to the Transcendentalist view of the importance of the plant world. She was educated at the school her mother, Eliza Palmer Peabody, ran from home, but a neighbor taught her botany and she preferred to learn sitting in a tree.



MaryMann: Portrait of Mary Tyler Peabody Mann

Her father, Nathaniel, was a Harvard-trained physician and dentist who preferred writing health pamphlets and creating herbal remedies to practicing medicine. Thus, like their acquaintances the Alcotts (the family of *Little Women* author Louisa May Alcott), the Manns lived in genteel poverty but were generally cultured and well-educated. Mary's older sister, Elizabeth, started the first English-language kindergarten in America, and with Mary later founded one of the first coed schools in Boston. Younger sister, Sophia, was an artist who married diplomat and novelist Nathaniel Hawthorne. Mary married the pioneer of universal public education in America, Horace Mann, in 1842.

Mary gave two influential gifts to the world of botany. The first was her book *The Flower People: Being an Account of the Flowers by Themselves; Illustrated with Plates* (1838), in which she brought the science of the plant world to children through the voices of flowers speaking to a young protagonist also named Mary. The botanical considerations she passed on to children are astounding to the modern reader, as can be seen in this excerpt, a dialogue with a crocus that is imaginative and detailed:

I always wear a cloth of gold, and am distinguished by that name. I am one of those plants whose duty is to cure the sick, and so botanists call me *Officinalis*. Those whose robes are white and purple, are a little different from me, for if you will observe my green leaves carefully, you will see they are narrower.

A commentator on the Peabody sisters, Patricia Ard, (*Transcendentalism for Children*, 2006) emphasizes the importance of Mary's bringing botanical education to girls as well as boys through her book. As a teacher in Boston, Mary brought the classroom outside, holding history lessons in Boston Common, where she also discussed the flowers and trees.

Mary's second contribution to botany was her second of three sons, Horace Mann Jr., who studied botany, first with Henry David Thoreau and then at Harvard with Asa Gray. Horace's extensive herbarium, including specimens he collected in Hawaii, became the cornerstone of Cornell's botanical collection.

Mary also left legacies in other areas of social concern, including an antislavery novel. Written based on her observations while a governess on a coffee plantation, *Juanita: A Romance of Real Life in Cuba Fifty Years Ago* was published just after her death in 1887. 🌿

SDHS SPONSOR



California's Native Plants

Available at your local garden center

www.moosacreeknursery.com

760-749-3216

SDHS SPONSOR



**Anderson's La Costa
Nursery & Design Center**

10% Discount for SDHS Members

400 La Costa Avenue
Encinitas

Open to the Public

Daily 9am to 5pm
(760) 753-3153

andersonslacostanursery.com



Sunshine Gardens

It's time to plant ... Come on Down!

We have just about everything the gardener in you is looking for:

- ☛ Bedding Plants ☛ Shrubs
- ☛ Citrus ☛ Houseplants
- ☛ Vegetables ☛ Fertilizers
- ☛ Soils ☛ Seed
- ☛ Trees ☛ Pottery

When you're here also visit Elizabethan Desserts & Twigs by Teri

www.sunshinegardensinc.com

Open 7 Days Monday-Saturday 7:00-5:00; Sunday 9:00-4:00



**SUNSHINE GARDENS
ENCINITAS**

155 Quail Gardens Drive
Encinitas
(760) 436-3244

BUGS AND BUGABOOS

Arboreal 'Bugageddon'

By Vincent Lazaneo

Two small exotic beetles, the polyphagous shot hole borer (PSHB) and the closely related Kuroshio shot hole borer (KSHB), are taking a big bite out of the arboreal canopy that shades both developed and undeveloped areas in southern California. The beetles physically damage trees when they bore through the bark and create reproductive galleries in the wood. Serious systemic damage also occurs on reproductive host plants when the beetles infect them with fungi that provide a source of food for their larvae. The fungi colonize the beetles' galleries and invade the tree's vascular tissue, thus blocking the flow of water and nutrients within the tree. This causes branch dieback, canopy loss, and potential death of the host tree.

How or when the beetles first arrived in Los Angeles County is not known, but by 2012, pathologists knew that PSHB was transmitting a fatal fungal disease dubbed fusarium dieback (FD) to 19 tree and shrub species. Since then, researchers have identified 33 additional reproductive host plants. The list is expected to grow in the next few years.

Some popular cultivated reproductive host plants susceptible to FD currently on the list include: avocado, fig, London plane, coral tree, Palo Verde, camellia, liquid amber, carrot wood, and king palm. Native plants on the list include some beloved species: sycamore (California and Mexican), oak (coast live, Engelmann, valley, and canyon live), cottonwood, and white alder.

Thousands of trees have already been killed and as many as 27 million trees could be lost to PSHB alone in Los Angeles, Orange, Riverside, and San Bernardino counties based on a survey of the region's trees conducted by Greg McPherson, a research forester with the US Forest Service. That's about 38% of the 71 million trees in the 4,200 square mile urban region. The survey did not include San Diego County, but we are also likely to lose a substantial portion of our tree canopy.

The loss of so many trees will have a large economic and ecological impact. The most severe damage may occur in native habitat. Last year, KSHB infested more than 440,000 willows in the Tijuana River Valley Regional Park. Native sycamores are also dying, and according to Akif Eskalen, plant pathologist at UC Riverside, "PSHB could kill all the sycamores in the state unless we find a way to control it." Research is being conducted on biocontrol and chemical management



PSHB-infested avocado tree trunk.

Source: Copyright © 2017 Regents of the University of California

strategies for the new pest/disease complex.

KSHB has been found throughout San Diego County and PSHB is expected to arrive soon. Be prepared and learn more about the new pests at pshb.org. If you think a plant on your property is infested, submit a sample for identification to the County Department of Agriculture (sandiegocounty.gov/awm/entomology.html).

Early detection of PSHB/KSHB and removal of infested branches will help reduce the pest population and slow the spread of FD. Disinfect pruning tools to avoid spreading the fungal pathogen. Chemical control of the beetles is very difficult and the chance of saving a moderate to heavily infested tree is very low. Promptly transport infested wood to a landfill or green waste processing site for disposal. Limbs cut for firewood should be securely sealed under a tarp to keep emerging beetles from escaping while the wood dries. Firewood from infested trees should never be transported to other areas.

Vincent Lazaneo is UC Urban Horticulture Advisor Emeritus. He has a master's degree in horticulture and a teaching credential in vocational agriculture from UC Davis. In 1983, Vince began the Master Gardener program in San Diego. Vince frequently contributes to the San Diego Union-Tribune and other publications and he enjoys growing specialty plants in his home garden, reading, hiking, and fishing. 🌿

TREES, PLEASE

Jacarandas: Lovely Lavender or Purple Panic?

By Robin Rivet

Final exams and Southern California's rainy season are over; but in June the jacaranda tree (*Jacaranda mimosifolia*) is just warming up. Some consider it one of the most beautiful species in the world and here in San Diego, it brightens our proverbial June gloom. In fact, the City of San Diego declared it their official city tree.

It's too bad city architects haven't figured out how to spec them properly, though. The jacaranda has a tendency to mature from seed like a whip, not producing any side branches when young. This is calamitous in nurseries, mostly because the public is ignorant about what a healthy young sapling should look like. To remedy this "looking-like-a-stick" habit, nurseries typically clip off the tip of seedlings to force bushy, foliar growth atop the whip. It's an ill-advised practice. If uncorrected, this subjects a tree to a lifetime of weakened branch structure, where six or more leaders originate from the same location at the cut site.

Unfortunately, this contrived look is what the public has come to expect. In fact, many savvy gardeners still succumb to choosing tree specimens with abundant foliar clumps on top. Be smart and avoid this temptation. Instead, seek out seedlings that look like pencils. Grab them, plant them, and watch them flourish. They will grow rapidly and be so happy they were

never topped. Eventually, they WILL make branches—when ready. (Keep in mind that this advice is appropriate when selecting trees of most species.)

Native to Argentina, jacarandas are now cultivated globally. In California, despite their magnificent, lavender floral display, many residents find the species a colossal nuisance, fraught with long periods of leaf shedding, stretching from March through June. During this semi-dormant time, they sport a bedraggled appearance seemingly at odds with our springtime clocks, especially since northern hemisphere trees already have budded out. Plus, if the dried, ferny leaf accumulations aren't enough to cause angst, the inevitable free ride indoors of their sticky, oily, purple petals on everyone's shoes can seal a bad deal. Because of the slippery nature of those fallen flowers, it is not a species well-suited to planting where debris may cause slippage on public walkways. Nevertheless, the jacaranda has naturalized in many Mediterranean climates. In South Africa, its abundant success also threatens native species, and it's now listed as invasive.

On the other hand, it is really a spectacular tree here, especially when the area under the canopy is coarsely mulched or otherwise landscaped. Fortunately, while many urban trees in San Diego are in decline, jacarandas are gorgeous, hardy, and drought-resistant trees.

Member Robin Rivet is an ISA Certified Arborist, UC Master Gardener, and City of La Mesa Environmental Commissioner. She can be reached at treetutor@gmail.com. 🌿



Street lined with jacarandas in Bryanston, South Africa.

GOING WILD WITH NATIVES

The Nose Knows

By Pat Pawlowski

And just in case your nose doesn't know, it's about to get educated.

Some California native plants will cause your nose to go into raptures of delight. And a good way to sample plant fragrances is to take a hike! The San Diego Chapter of the California Native Plant Society, the San Diego Natural History Museum, and the Audubon Society all offer hikes where you can tag along, sniffing all the way. You could also visit a native plant nursery.

Here are a few plants, large and small, you might be interested in. Many have finished blooming by now, but it is the leaves that have unique and exciting fragrances, so you can go out and take sniffs right away. Of course, scent may be affected by time of day, temperature, closeness to your nose, etc. But it's always fun to look at plants, and if you start now, you will have plenty of time to decide which specimens you will want to add to your garden in the fall, such as:

Wooley Blue Curls (*Trichostema lanatum*): Ooh...deliciously minty

Hummingbird Sage (*Salvia spathacea*): Nicely sagey and the hummers will thank you

Cleveland Sage (*Salvia clevelandii*): Epitome of sageyness

Sage (*Salvia spp.*): The Wild West

Coyote Mint (*Monardella villosa*): Strong mint fragrance and attractive to bees and butterflies

Yerba Buena (*Satureja douglasii*): Lusciously minty

Catalina Perfume (*Ribes viburnifolium*): To experience fragrance, crush leaves (how mean!)

California Everlasting (*Gnaphalium californicum*): Sticky leaves smell like maple syrup; it's a butterfly host

California sagebrush (*Artemisia californica*): Yippee-ki-yo!

Mexican Elderberry (*Sambucus mexicana*) – Nice, nutty scent; attracts birds and beneficials

In addition, here are a few wild cards with fragrance that is, shall we say, "interesting." Check 'em out:

Bladderpod (*Cleome isomeris*): Leaves do not smell like bladders, but rather like...well, it's hard to say

Quailbush (*Atriplex lentiformis ssp. breweri*): Like cats' #1 (according to the Las Pilitas Nursery website)



Coyote Mint brightens gardens and attracts pollinators.

Laurel Sumac (*Malosma laurina*): Like my Uncle Pete's cigar

There are so many other fragrant natives that I guess you should consult additional sources. Of course, there is the web (spiders optional), and also a book called *Complete Garden Guide to the Native Shrubs of California* by Glenn Keator. His descriptions of fragrant plants are interestingly worded. Also, the whole book is full of design information and includes a list of native shrub flowers that are beautifully scented.

Finally, remember that flowers, like beauty, are transitory, but the leaves of some natives can make your nose rejoice (or scrunch up) the whole year round.

Member Pat Pawlowski is a writer, lecturer, and garden consultant whose nose knows just what it likes. 🌿

SDHS SPONSOR

FIND A DESIGNER NEAR YOU!



Association of
Professional
Landscape
Designers
San Diego District

Go to **www.apldca.org**
and type in
your zip code.

APLD—Where Residential Landscape Design Begins

MY LIFE WITH PLANTS


Crazy Carrizo

By Jim Bishop

Carrizo Plain National Monument is located in the southeastern corner of San Luis Obispo County. For decades, I've heard about the spring wildflower bloom there after good winter rains, but the rains and our schedules have never worked out for a visit. Late this winter, early photos of the Carrizo wildflowers were posted on the California Native Plant Society Facebook page. People in the know said this was going to be one of the best blooms in decades, and after Scott heard me talk about how the photos postings kept getting better and better, he decided to schedule a quick visit. Scott flew on a small private plane accompanied by Jennifer Morrissey (SDHS publicity chairperson) and Terry Gardner, who helps with our website and with setup at our monthly meetings. I drove up the day before, spending most of the day in L.A. traffic. Still, I was able to make a few short stops to look at the green hillsides above Santa Barbara with sprinklings of wildflowers. The next morning, I picked up my fellow travelers at the San Luis Obispo Airport and we headed to Carrizo.

Carrizo straddles the San Andreas fault and all of the rain that falls in the valley stays in the valley. In wet years, the very alkaline Soda Lake forms in a shallow depression at the bottom of the plain. Most of the soil in Carrizo was deposited over eons of runoff. This, coupled with the very hot summers and low rainfall, makes most of Carrizo unfertile. Carrizo has remained one of the last natural grasslands in California; due to the harsh growing conditions, there are no native trees and few non-native plants have been able to get a foothold on the plain. In wet years with the right weather, native wildflowers carpet the valley with an incredible floral display. At one time, all of the central valley had similar vegetation. In fact, here is John Muir's famous quote about the central valley just a little over 100 years ago: "At my feet lay the Great Central Valley of California, level and flowery, like a lake of pure sunshine, forty or fifty miles wide, five hundred miles long, one rich furred garden of yellow Compositae."

Luckily, this was a very wet year. As we approached the plain from the north, there weren't many wildflowers except a few lupines growing under oak trees, but shortly



One *Caulanthus inflatus*, desert candle, pokes out above a sea of yellow hillside daisies and a dash of purple phacelias.

after passing the monument entrance sign, the fields and hills covered with flowers came into view. Our first stop was on a hillside overlooking Soda Lake. There, we saw large expanses of yellow flowers surrounding the alkaline lake. On the hill were desert delphiniums in pale blue and purple, goldfields, tidy tips, golden phacelia, hillside daisies, and many others.

We didn't linger long. Our destination was the Temblor Range. Most of the photos online had come from this area and we were in pursuit of one flower I'd never seen, *Caulanthus inflatus*, the desert candle. We made a quick stop on the far side of the lake where we saw more yellow and gold flowers, plus California poppies, a native mauve-flowered mustard,

OUR COLUMNISTS

owl's clover and purple phacelia. We stopped for lunch in a small valley on the side of the Temblor Range where one valley slope was covered with the host plant for the primrose sphinx moth caterpillar; the morning primrose (*Eremothera boothii*), white with pink highlights on nodding inflorescences. By now, we were close enough to make out the various colors of flowers on the hills above us. For some reason, particular species seem to prefer one hill over the other. This creates a quilt-like appearance with one hill being yellow, another orange, one blue, one purple and several green hills.

We quickly ate our lunches and headed into the hills. A very narrow, dusty, and steep trail path led us straight up through the wildflowers. We stopped frequently along the way to take photos of each new flower we found...chia, pink *Lavatera*, giant purple lupine, tiny blue lupines, orange wind poppies, blue dicks, Chinese houses, white pincushions, and the countless varieties of the yellow Compositae species that John Muir mentioned. Just as we were considering leaving, we found the elusive desert candle. There weren't a lot of them in this area—just a few popping up here and there. Still, with their round tapered trunk that fades from bright green to yellow at the top and their crowns of deep magenta small flowers, they were unmistakable. Desert candles are such an oddity, and it's hard to believe that they're in the same family as cabbages and mustards. We were lucky to see them, and all of the other beautiful Carrizo sights, before losing daylight and quickly heading down the hill for our drive back south home. 🌵

DISCOUNTS FOR MEMBERS

(see ads for more discounts)

Get a 15% discount at **Briggs Tree Co.**
(www.briggstree.com; tell them to look up the "San Diego Hort Society Member" account).

Get a 10% discount at **San Diego Botanic Garden** on Family/Dual or Individual memberships. Just state you are a current member of SDHS on your membership form. It cannot be done online, so mail it in or bring it to the Garden. Info: Josh Pinpin, jpinpin@SDBGarden.org.

Join **Grangetto's** FREE Garden Club for helpful info delivered to your inbox: grangettosgardenclub.com.

SDHS SPONSOR



SOUTHWEST ESTD 1989
BOULDER & STONE

Landscape Rock & Supply Superstore

We Deliver!



4 Convenient SD Locations PACIFIC BEACH • CHULA VISTA
ESCONDIDO • FALLBROOK

SOUTHWESTBOULDER.COM

SDHS SPONSOR



Don't just dream it. Grow it!



AGRISERVICE

Now offering a fast and no-mess solution to compost and mulch application with our blower delivery service.

Compost • Mulch • Organic Recycling

www.agriserviceinc.com
orders@agriserviceinc.com

Julia Mattern
(760) 216-3385

BOOK REVIEW

Gardening at the Dragon's Gate: At Work in the Wild and Cultivated World

By Wendy Johnson

Reviewed by Caroline McCullagh

One of the good things about reviewing garden books is the variety of subjects that fit under that general description. *Gardening at the Dragon's Gate* fits, but is different from any other book I've read for this column. Wendy Johnson, the author, is a practicing Buddhist and is also one of the founders of the Green Gulch Farm Zen Center in Marin County. She's had a lifetime of teaching Zen Buddhist meditation and organic gardening in the Bay Area.


She has skillfully woven her understanding of Buddhism and of meditation into her understandings of how to garden in a way that is both organic and ecologically sound and now shares that with us. I considered writing that her understandings about gardening were more practical when compared to her understandings about Buddhism, but I think she'd argue that point. She sees them and lives them intertwined in such a way that they couldn't be teased out separately.

The book, part memoir and part how-to, is a little slow to start as she brings us up to speed on why she is a Buddhist. It's definitely worth persevering, though. You might even consider it a kind of meditation as she slows us down a little so that we can experience her world as she does.

Her chapters are what you would expect to find in a good book on gardening. She covers topics such as the nature of soil—but she sees the long perspective, from the first appearance of soil in primordial times to the nature of the soil in her garden. When she discusses composting, she looks at the cycle of life to death to life again. In everything she writes, she considers her (and our) responsibility of stewardship to the earth.

Other chapters cover such topics as the art and practice of watering; dealing with weeds, diseases, pests, and guests (beneficial insects and animals); planting and propagating seeds; pruning; and harvesting. She even includes some poetry and some interesting vegetarian recipes for using the products of the garden.

Pleasing drawings by printmaker Davis Te Selle enhance the pages, and a comprehensive list of resources, including books, organizations and publications, nurseries, and seed companies follows the four hundred pages of text.



This isn't the kind of book you will rush through for practical advice. It gently leads you to consider aspects of your garden and gardening that may not have occurred to you before. It's the kind of book you'll keep on your shelf for many years. As you're looking for something else, your hand will find it, and you won't be able to keep from opening it for just a few minutes. I can't recommend this book too highly. 🌿

SDHS SPONSOR

10% DISCOUNT FOR SDHS MEMBERS

OPEN 8AM TO 5PM
BARRELS & BRANCHES
 GARDEN AND GIFT

FOLLOW US
 

Plant Nursery • Event Space
 Design & Installation Services

1452 Santa Fe Drive, Encinitas
 760.753.2852 | barrelsandbranches.com

SDHS SPONSOR

12755 Danielson Court
 Poway, CA 92064
 (858) 513-4900
 FAX (858) 513-4790
 Open 9-5, 7 days a week



3642 Enterprise Street
 San Diego, CA 92110
 (619) 224-8271
 FAX (619) 224-9067
 Open 8-5, 7 days a week

Free Garden Classes at both locations on Saturday mornings
www.walterandersen.com

SHARING SECRETS

Edited by Dayle Cheever

This column is written by you, our members! Each month, we'll ask a question and print your responses the following month. You can find copies of previous Sharing Secrets on our website at sdhort.wildapricot.org/SharingSecrets?eid=1093874. Also, you can continue the discussion by adding new replies online to Sharing Secrets topics.

The question for June was: Do you use “found” objects in your garden to show off your plants? Tell us what you use and how you use it.

Tammy Schwab: I have a little piggy, well not so little, that I found in a garage sale in Arizona in 2006. He has traveled from Arizona to California and now resides in Florida. His intended use was a fire pit or BBQ, but he was quickly repurposed to a planter when he came home with me. When we first moved to San Diego, he even survived an earthquake and only bounced around the patio but remained on his stand, unbroken. He is quite heavy, probably around 100 pounds empty. I just adore my pig!

Cathy Tylka: One “found object” I have is the frame of an old metal bench that holds up my *Rosa banksiae*. The other is a portion of an old charcoal grill, held up on one side by two logs, which is the main location for my *Brugmansia*. The last is a mama mourning dove in my *Echeveria*.

Andrew Wilson: Objects found include fallen branches with unusual shapes. I fashion some of these to create “hortisculptures.”

Rebecca Long: I am the queen of yard art with found objects! An old copper water fountain from the '70s (someone's shop class project), a wire-framed girl figurine is now a succulent creation...I could go on and on!

Connie Beck: My favorite relic from a boring childhood in Kansas is a large iron Conestoga wheel band that my father found near the Santa Fe Trail. These wheels were abandoned along the trail and the wood parts have usually rotted away to nothing. What is left is a nicely rusted heavy iron ring that is about three feet in diameter. I've hung it under my deck, where I have an old iron peg that I occasionally use for whacking it. It sends a very satisfying BOING out into the canyon.

Barbara Dunn: Shells, boulders, and glass stones.

Susi Torre-Bueno: My most recent use of found objects in the garden is to wash off plastic knives and use them to label rows of veggie seeds.

Gerald D. Stewart: My mother and aunt collected rocks. Lots of rocks, from the 1950s on, every time they went somewhere. Kind of like Lucille Ball in the Long Yellow Trailer. When my aunt moved to Texas to live near her daughter, she gave me lots of her rocks. When I converted the family home to a rental, I brought Mom's rocks to my house. They are used as edging along walkways. My aunt also collected a lot of driftwood. It sits here and there around the garden. Not exactly found, but I plan to use the glass coke bottles



Cathy Tylka's “found” morning dove peeks out from behind an Echeveria.

DIGGING WITH OUR MEMBERS

from Mexico that are silk-screened, or however they get the permanent paint on them (others have clear adhesive plastic labels that rot off), to make little occasional tables for next to seating in the garden, as a place to put drinks, etc. I'll get rounds of tempered glass and using clear 50-year silicon, glue it all together.


Candace Kohl: I would not call my garden art "found objects," although in a sense they are. Mostly they are things I have come across that I think would look nice in the garden. I have a number of amethyst geodes out on display among the flowers. Do NOT do this! The sunlight bleaches the purple to a very pale lavender. They still look good though. Other things include small sculptures in memory of my cats, a large glass insulator from a high voltage power line, and a broken mosaic table top used as a patio insert. I also have some manzanita bushes that have been dying by inches over many years. The dead branches are now home for a colony of *Tillandsia* and look very nice.

Suzu MacGillivray: Here I am again. I just cannot contain my secrets for too long. I'm not sure what really constitutes "found." I think of it as something that is free, but also might have a different use than its original purpose. It is absolutely FREE soil amendment—the leftover coffee grounds available at many Starbucks locations. Just use ¼ of this to ¾ of your dirt/soil and see how it enriches your dirt by greatly enhancing potassium, magnesium, and copper. Contrary to what many believe, the pH factor is only a smidgen acidic, and it does not keep your plants up all night. Just dig it in six inches or so... worms love it, too.

Sue Fouquette: There are several examples of found "art" in our yard. Many years ago, Charley was at Hilti, the tool store, in Clairemont during a rock drilling demonstration and he told the employees, "When you guys are through with that, I'll take it." He was referring to a round boulder, maybe 400 pounds, that was pockmarked all over, and some holes still had nuts and bolts in them. Eventually, he brought it home in his pick-up and he and a neighbor worked it into the back yard. I planted the one-inch or so holes with tiny succulents in soil. They have spread and bloomed and are a conversation piece. Also, on a patio table is a big basket that I fill with shells I've found, placing the most interesting shapes and patterns on the top. I store them during the winter season and fill the basket with unusual and colorful rocks. And my latest mosaic idea? Our house plaster, stucco, concrete driveway, and concrete patio have big expansion cracks (due to our soil being Diablo clay). I pressed wine corks into the patio cracks, both horizontally and vertically. I hope it gives people a party-time feeling. Needless to say, I have saved enough corks over the years to last the rest of my life.

Dayle Cheever: I have a bad habit of moving items from inside my house to my yard. I have bowls, figurines, rustic art, and my sons' school art projects scattered around my yard. I have an old birdcage holding up a *Pelargonium* in my front yard and some ceramic art pieces serving as watering stations for our neighborhood bird population. I have an odd collection of unusual rocks scattered around my planted areas and various broken ceramic pots as decorative items. I am not sure I can be categorized as a hoarder, but when I can, I do like to adaptively reuse items that I am fond of. 🌿

SDHS SPONSOR



This 340-page, 1000+ color photo book is both a cultural overview and encyclopedia of aloes and agaves in cultivation. These African and Mexican plants are shown thriving in our Southern California suburban habitat, with growing advice and observations from a local succulent nursery owner. Also shown and discussed are the smaller related genera, such as yuccas, beaucarneas, haworthias, gasterias, etc..

Available late April 2016. Quality softcover, retail (est.) \$39.00. Please contact the author at Solana Succulents if you'd like to pre-order.

Solana Succulents

355 N. Hwy 101
Solana Beach, CA 92075
(858) 259-4568
www.solanasucculents.com

We are a retail nursery specializing in both common and rare succulents for container culture or landscape. Design help is available.

Open Wednesday - Saturday 10-5
Sunday 12-4

SDHS SPONSOR



SHOP FOR PLANTS. LEARN ABOUT SUCCULENTS.

cacti.com

SERRA GARDENS LANDSCAPE SUCCULENTS

MAY 2017 PLANT DISPLAY

By Sherrill Leist and Lisa Marun

What is the Plant Display?

Each month, members bring in plants, cuttings, or flowers and put them in blue bottles on our display tables at the monthly meeting. What a great way to see which plants grow well in our area. EVERYONE is invited to participate. All plants are welcome. Write descriptions similar to those below and put them with your plant(s).

Join the fun and bring something to the next meeting. We thank those people who brought in plants to show to other members.

**Available FREE on our website:
All 22 years worth of plant descriptions!
Go to tinyurl.com/Plant-Descriptions.**

Freesia laxa (= *Lapeirousia laxa*, *Anomatheca laxa*, *Anomatheca cruenta*, or *Lapeirousia cruenta*) FALSE FREESIA (Iridaceae) Kenya to South Africa

Grown from corms or bright red seeds, this plant reaches up to one foot tall. Displays green sword-shaped leaves arranged in a fan each spring. In summer, it sports bright coral or white flowers less than one inch wide with the lowest three sepals having a darker marking. It prefers moist conditions. (Sue Fouquette, El Cajon, 5/17) – S.L. & L.M.



Primula vialii ORCHID PRIMROSE, RED-HOT POKER, CHINESE PAGODA PRIMROSE (Primulaceae) China Striking spires of up to 100 tiny lavender flowers on bright red poker-like spikes are spectacular attention-getters as cut flowers. Native to the mountains of China, this plant thrives in a damp, shady environment. Height may reach eighteen

inches with a spread of one foot. Cut it back after flowering and it should reward you with blooms a second year. As the foliage goes dormant for over six months, it is best to locate these plants strategically among other small plants in the garden. A short-lived plant, it tends to self-seed. (Ausachica Nursery, El Cajon, 5/17) – S.L. & L.M.

Puya alpestris SAPHIRE TOWER (Bromeliaceae) Chile A large clumping succulent bromeliad that forms a rosette six feet wide armed with green, sword-shaped leaves with sharp spines. In spring, it produces an amazing four- to five-foot tall pink stalk covered with masses of bell-shaped metallic teal flowers accented with orange anthers. These waxy flowers are overflowing with bird-attracting pollen and the anthers provide handy bird perches. Native to the Chilean Andes, *Puya alpestris* tolerates cold, dry climates. Watering needs are similar to those of other garden succulents. (Sheldon Lisker, Sun City, 5/17) – S.L. & L.M.

In addition to the plants described above, the plants listed below were displayed; all have been described previously.

Plants marked '3' are fully described in the SDHS Plant Forum Compilation, available online for FREE at tinyurl.com/Plant-Descriptions.

- 3 *Albuca clanwilliamae-gloria* (Sheldon Lisker, Sun City, 5/17)
- 3 *Aloysia citrodora* LEMON VERBENA (Susi Torre-Bueno, Vista, 5/17)
- 3 *Alpinia zerumbet* 'Variegata' VARIEGATED SHELL GINGER (Susi Torre-Bueno, Vista, 5/17)
- 3 *Arundo donax* 'Variegata' VARIEGATED GIANT REED (Susi Torre-Bueno, Vista, 5/17)
- 3 *Borago officinalis* BORAGE (Sue Fouquette, El Cajon, 5/17)
- 3 *Chlorogalum pomeridianum* SOAP PLANT (Sheldon Lisker, Sun City, 5/17)
- 3 *Clarkia unguiculata*, ELEGANT CLARKIA, MOUNTAIN GARLAND (Sue Fouquette, El Cajon, 5/17)
- 3 *Coprosma repens* MARBLE QUEEN (Susi Torre-Bueno, Vista, 5/17)
- 3 *Miltoniopsis*, MILTONIA, PANSY ORCHID (Charles Fouquette, El Cajon, 5/17)
- 3 *Plectranthus amoinicus*, CUBAN OREGANO, MEXICNT MINT, SPANISH THYME (Susi Torre-Bueno, Vista, 5/17)
- 3 *Stipa ichu*, PERUVIAN FEATHER GRASS (Susi Torre-Bueno, Vista, 5/17)
- 3 *Pennisetum setaceum* 'Rubrum' PURPLE -LEAVED FOUNTAIN GRASS (Susi Torre-Bueno, Vista, 5/17) 🌿

DIGGING WITH OUR MEMBERS

SDHS SPONSOR



EST. 1970
GREATSOIL LLC
WWW.GREATSOIL.COM

North County's Premium Supplier of
Bark • Topsoils • Mulch • Sod • Seed

641 Rock Springs Road
Escondido, CA 92025

www.greatsoil.com



No Added Greenwaste

SAVE
WATER
APPLY
MULCH

Call Today! (760) 740-9191
HOME DELIVERY AVAILABLE

Free Delivery on 10yds Bark or 15 yds Soil in San Marcos and Escondido

<p>PREMIUM BARK</p> <p>Mini Fir Nuggets • Shredded Fir Medium Fir Nuggets 3/8" Fir Bark Shredded Redwood/Gorilla Hair Shredded Mulch - Coarse and Fine</p> <p>PREMIUM TOPSOILS</p> <p>Landscape Mix for Grass Planter Mix for Vegetable & other Gardens Container Mix for Greenhouse Plants Bio Retention Soil Palm Mix California Native Plant Mix Custom Mixes on Request</p> <p>MARATHON SOD & MARATHON SEED</p>	<p>OTHER PRODUCTS</p> <p>Pumice • Perlite- #3 Decomposed Granite Black Lava Rock (small and large) Sand • Peat Moss Certified Playground Mulch Rubber Mulch</p> <p>SOIL AMENDMENTS</p> <p>Nitrolized Shavings 1:1 Soil Rejuvenation and Grass Topper Soil Conditioner 1:3 Concentrated Extra Strength Gypsum</p>
---	--

10% OFF
for the members
of SDHS

SDHS SPONSOR

Great Results Start with Great Soil!



KelloggGarden.com
is proud to support the
San Diego Horticultural Society
for a greener world



LOVE TO GARDEN? LOVE THE SAN DIEGO COUNTY FAIR?

Lots of jobs are available
for all shifts at the
2017 Paul Ecke, Jr. Garden Show
June 2 - July 4
Contact Coordinator
Cindy Benoit @ 760-473-4244!



Over 100 Years of Gardening Experience...

Please Join Us

Membership is open to all interested individuals.
Membership in San Diego Floral is a great
way to meet other gardening and
horticultural enthusiasts.

Membership Includes

- Subscription to California Garden, our bimonthly magazine
- Borrowing privileges from our extensive Horticultural Library of 3500+ books
- Reduced fees for selected events
- Quarterly meetings with informative programs
- Regular newsletters



Don't Miss Out
sdfloreal.org/membership.htm

1650 El Prado #105,
San Diego, CA
92101-1684

sdfloreal.org

SDHS TOUR: EXPLORE WITH US! SAN MIGUEL DE ALLENDE

San Diego Horticultural Society heads south of the border next February for an exploration of Mexico's delightful colonial cities. The charming village of San Miguel de Allende is a World Heritage Site that manages to be both quaint and cosmopolitan at the same time. Once an important stop on the Silver Route between Zacatecas and Mexico City, its historic center is filled with well-preserved buildings from the 17th and 18th centuries. With its narrow cobblestone streets, leafy courtyards, fine architectural details, and sumptuous interiors, San Miguel de Allende is arguably the prettiest town in Mexico. From our base in San Miguel de Allende, we'll also explore the nearby historic colonial city of Dolores Hidalgo, where we can shop for Talavera pottery. The itinerary includes exclusive private garden and gallery visits. We'll enjoy the finest regional cuisine at our included lunches and dinners as well as a fun cooking class. Mark your calendars for this popular trip, February 15-21, 2018. Reservations will open soon and the trip is sure to sell out early. SDHS sponsor Sterling



Tours will operate the tour and Cheryl and Robert Nichols will escort. Jim Bishop and Scott Borden will join the tour as paying guests. For more information and to make reservations, please contact Cheryl at Sterling Tours at 800-976-9497 or visit sterlingtoursltd.com.

BROMELIAD SHOW & SALE TIME !



SAN DIEGO BROMELIAD SOCIETY BOUNTIFUL BROMELIADS!

- **SATURDAY & SUNDAY** June 10th & 11th
- **10:00 A.M. - 4:00 P.M.**
- **BALBOA PARK - CASA DEL PRADO, ROOM 101**

An affiliate of Bromeliad Society International

for details, go to: www.sandiegobromeliadsociety.org



2017 PAUL ECKE, JR. GARDEN SHOW

AT THE SAN DIEGO COUNTY FAIR

**MOSY ON DOWN OUR “HAPPY TRAILS” OF
AWARD WINNING LANDSCAPE EXHIBITS!**

STUDENT LANDSCAPES
AMATEUR LANDSCAPES
PROFESSIONAL LANDSCAPES
CONTAINER PLANT CLUB DISPLAYS
CONTAINER PLANT INDIVIDUAL DISPLAYS

FEATURING A WESTERN SAND SCULPTURE
LIFE-SIZED HORSE TOPIARY
SPURS & SPIRITS CRAFT COCKTAIL BAR
TOAST OF THE COAST WINE BAR




JUNE 2—JULY 4  **SDFAIR.COM**

What's Happening? for JUNE 2017

The SDHS is happy to publicize items of horticultural interest. See other side for resources & ongoing events.
Send calendar listings by the 10th of the month before the event to Barbara Patterson at calendar@sdhort.org.

▼ SDHS Sponsor

DISCOVER EVERGREEN NURSERY



Landscaping? Re-landscaping?
Just Sprucing Up Your Yard?

WHY PAY MORE?

BUY DIRECT FROM THE GROWER AND SAVE!

ONE STOP SHOPPING

Incredible selection. Over 500 varieties on 400 acres.
From small color packs to huge specimen trees.

DRIVE THRU SHOPPING

Use your car as a shopping cart!!!



UNBEATABLE VALUE

The discount houses and depots can't compete
with our grower direct prices.

Come on out and see for yourself!

- 1 gallon plants starting at \$3.50
- 5 gallon plants starting at \$10.00
- 15 gallon plants starting at \$39.00

PROMPT DELIVERY AVAILABLE

Hours - call to confirm

ALL LOCATIONS:

Monday – Saturday, 7:30 a.m. to 5:00 p.m.

Sunday 9:00 a.m. to 5:00 p.m.

Free Monthly Seminar

Starting at 10am at three locations: Carmel Valley, Oceanside and
El Cajon

June 3, Waterwise Landscaping with Succulents & Natives

Create a beautiful landscape with natives and
succulents without it looking like a desert.
Seating limited. Call numbers below to reserve
your seat.

Each FREE seminar is approximately 1 hour long. Come to
the location nearest you! Refreshments will be provided. Seminar
attendees receive a coupon for an instant discount for any
purchases made the day of the seminar!

To view our entire seminar schedule and check
our hours of operation, visit us at

www.evergreennursery.com

Send questions and comments to:
info@evergreennursery.com

Three Convenient Locations:

CARMEL VALLEY

13650 Valley Rd.
(858) 481-0622

OCEANSIDE

3231 Oceanside Blvd.
(760) 754-0340

EL CAJON

9708 Flinn Springs Rd., (619) 443-0873

Events at Public Gardens

❖ **Alta Vista Gardens** Contact info on other side
TBA – check their website calendar.

❖ **San Diego Botanic Garden** Contact info on other side
**June 11, 9:30am-4pm, Watercolor Pencil Botanical
Journaling:** Combine watercolor pencils and water-soluble
pens while learning clever, user-friendly ways to draw. Ease
your inhibitions about drawing. Watercolor pencils are great
for journals and for travel. Instructor: Helen Shafer Garcia.
Members \$75, Non-members \$89. Fee includes special
materials. Separate supply list will be emailed once you are
registered. Please register by June 4

June 17, 10am-4pm, Fairy Festival: Come to the garden
wearing your favorite costume. Fairy and garden related
flowery and glittery crafts will be offered for a small fee.
There will also be a Fairyland Market and live
entertainment. Have a photo taken with a fairy princess.
Free with paid admission or membership, plus a small fee
for crafts if desired.

Last Saturday of month, 10:30am, Waterwise Tour:
There are so many alternatives to using large amounts of
water in the garden. Come see our gardens and take home
lots of tips for conserving water in your own garden.

❖ The Water Conservation Garden

Contact info on other side.

June 18, 10am-11am, Free Special Access Tour: If you
have trouble navigating the terrain of The Garden, go for a
ride instead! Explore the garden from the comfortable
Verbeck Shuttle with a garden docent. Tour seats only 4-5
people. Advanced reservations required. Call (619) 660-
0614 Ext. 16. Free.

Events Hosted by SDHS Sponsors

Please thank them for supporting SDHS!

♦ **Barrels & Branches Classes & Workshops** Info:
www.barrelsandbranches.com.

♦ **Evergreen Nursery: FREE Seminar** Details in left column

♦ **Sunshine Care - FREE Seminar Each Month**

June 17, 10:30am-noon: Ferntastic Platycerium –
Staghorn Fern Division and Mounting. Speaker will be
Gayle Olson, Staghorn Fern Expert. Seating is limited to
the first 45 people. RSVP: (858) 472-6059 or
roy@sunshinecare.com. www.sunshinecare.com.

♦ **Walter Andersen Nursery FREE Saturday Classes**
Details at www.walterandersen.com.

Point Loma, 9am

June 3 To Be Determined
June 10 To be Determined
June 17 To Be Determined
June 24 To Be Determined

Poway, 9:30am

To Be Determined
To be Determined
To be Determined
To be Determined

Next SDHS Meeting

June 12:

Night at the Fair

See page 1 & website for details

**More garden-related events
on other side.**

Other Garden-Related Events:

Check with hosts to confirm dates & details

June 3, 10am-3pm and June 4, 10am-4pm, San Diego Cactus & Succulent Society: Summer Plant Show. Room 101, Casa del Prado, Balboa Park. More info: <http://sdcss.net>

June 3, 9am-5pm and June 4, 10am-4pm, San Diego Cactus & Succulent Society: Summer Plant Sale. Casa del Prado large patio. More info: <http://sdcss.net>

June 4, 8:30am-3pm, California Native Plant Society San Diego Chapter: Field Trip – Lilies and Relatives in the Laguna and Cuyamaca Mountains. More info at www.cnpsd.org

June 5, 9am, Vista Garden Club: Meet at the Senior Center at 9am for a tour of two member's gardens. Contact Lynn Paine 760-716-6337. Program, following the fingertip luncheon, will be Vegetable Gardening with the Misquito Indians. Guests welcome. McClellan Senior Center, 1400 Vale Terrace Ct., Vista. Info: www.vistagardenclub.org

June 6, 6:30pm, San Diego County Orchid Society: Culture Class at 6:30pm followed by General Meeting at 7:30pm. Room 101, Casa del Prado, Balboa Park. More info at: www.sdorchids.com

June 7, 7pm-9pm, San Diego Herb Guild: Herbal Basics 101, Mixology presented by Cindy Christ. Casa del Prado, Room 101, Balboa Park. Info: <http://sandiegoherbalistguild.blogspot.com>

June 10, San Diego Bromeliad Society: General Meeting, Casa Del Prado, Room 104, Balboa Park. Visitors are welcome. More info: www.sandiegobromeliadsociety.org

June 11, 1pm-3pm, Southern California Plumeria Society: Plumeria Propagation Workshop. Raffle and sales tables. Farb Middle School, 4880 La Cuenta Dr., San Diego.

June 15, 11:30am, Chula Vista Garden Club: Jim Zemiock will present "Geraniums, Chula Vista's Official Flower". Plants will be available for sale after the program, Norman Park Senior Center, 270 F St., Chula Vista. More information: 619-991-0526

June 21, 7pm, San Diego Cymbidium Society: General Meeting. Lake San Marcos Pavilion, 1105 La Bonita Dr., San Marcos. More information: 760-433-2544

June 24, 11am-3pm, Palomar Cactus and Succulent Society: Ernesto Sandoval will speak about Plant Hormones and Propagation. Park Avenue Community Center, 210 East Park Ave., Escondido. Info: www.palomarcactus.org

June 24, 8am-noon, Dos Valles Garden Club: End of year Blowout Plant and Rummage Sale. Martin Gang Ranch, 28933 Cole Grade Road, Valley Center. More info: Sue Reynolds 760-751-3084. www.dosvallesgardenclub.org

June 27, 7:30pm, San Diego County Dahlia Society: General meeting. Room 101, Casa del Prado, Balboa Park. More information: 858-672-2593

June 28, 7-9pm, California Rare Fruit Growers San Diego Chapter: Room 101, Casa del Prado, Balboa Park. Program to be announced. More info: www.crfgsandiego.org

Do you belong to a club or organization whose events aren't listed above?

For a FREE listing (space permitting) send details by the 10th of the month BEFORE the event to Barb Patterson at calendar@sdhort.org.

For an extensive list of garden club meetings and events, visit
www.sdfloal.org/calendar.htm

Resources & Ongoing Events:

ALTA VISTA BOTANIC GARDENS: Open Monday-Friday 7:00-5:00; 10:00-5:00 on weekends. Fee: members/free; non-members/\$5. 1270 Vale Terrace Drive, Vista. Info: www.avgardens.org or (760) 945-3954.

SAN DIEGO BOTANIC GARDEN: (formerly QUAIL BOTANICAL GARDENS): Open daily 9-5 (closed Thanksgiving, Christmas, New Year's Day); 230 Quail Gardens Dr., Encinitas. Fee: \$14/adults, \$10/seniors, \$8/kids 3-12; parking \$2. Free to members and on the first Tuesday of every month. (760) 436-3036; www.SDBGarden.org.

THE WATER CONSERVATION GARDEN: Open 9-4 daily, FREE. Docent-led tours every Saturday at 10:00am. 12122 Cuyamaca College Drive West, El Cajon, (619) 660-0614 or www.thegarden.org.

MISSION TRAILS REGIONAL PARK: Guided hikes Wed., Sat. & Sun. Visitor Center open 9-5, off Mission Gorge Rd., San Carlos, (858) 668-3275.

MASTER GARDENER HOTLINE: Gardening questions answered by trained volunteers Mon.-Fri., 9-3, (858) 822-6910, www.mastergardenerssandiego.org.

SAN ELIJO LAGOON CONSERVANCY: Free 90-minute public nature walk 2nd Saturday of each month start at 9:00 am. Call (760) 436-3944 for details.

DESERT WILDFLOWER HOTLINE: Anza-Borrego Desert State Park: (760) 767-4684. Info., events, road conditions, etc.: (760) 767-5311 or www.desertusa.com/wildflo/wildupdates.html.

WILDFLOWER HOTLINE: March to May call the Theodore Payne Foundation hotline: (818) 768-3533 for info. on blooms in Southern California and elsewhere; visit www.theodorepayne.org.

BALBOA PARK:

Offshoot Tours: FREE 1-hr walking tour in Balboa Park every Sat., 10am. Meet at Visitors Center; canceled if rain or less than 4 people. (619) 235-1122.

Botanical Building is one of the world's largest lath structures, with 1200+ plants and lavish seasonal displays. FREE. Open Friday-Wednesday, 10am to 4pm.

Botanical Library: Room 105, Casa del Prado, Mon.-Fri. and first Sat., 10am-3pm, FREE. Info: (619) 232-5762.

Japanese Friendship Garden: Tuesday to Sunday, 10am-4pm. Fees: Free 3rd Tuesday; \$5/family; \$2/adult, \$1/seniors/students; (619) 232-2721, www.niwa.org.

Canyoneer Walks: FREE guided nature walks Saturday & Sunday. (619) 232-3821 X203 or www.sdnhm.org

Balboa Park Ranger Tours: FREE guided tours of architecture/horticulture, Tuesdays & Sundays, 1pm, from Visitors Center. Info: (619) 235-1122.

San Diego Natural History Museum: Exhibits, classes, lectures, etc. (619) 232-3821; www.sdnhm.org.

S.D. Zoo: Garden day 3rd Friday of every month from 10am. Pick up schedule at entry. Info: (619) 231-1515, ext 4306; www.sandiegozoo.org.

Garden Radio Show:

Garden America Radio Show (local). Saturday 8-10am on KPRZ 1210AM radio. Hosts Bryan Main, John Bagnasco and Tiger Palafox. Call-in questions to toll-free number (855) 424-9825. Each show also features an industry "expert". Podcast and live stream are available through "Biz Talk Radio". Archived shows are posted on the "Biz Talk Radio" website: www.biztalkradio.com.

San Diego County Farmers Markets

www.sdfarmbureau.org/BuyLocal/Farmers-Markets.php