

# Let's Talk Plants!

Newsletter of the San Diego Horticultural Society

May 2017, Number 272

## Foliage First!

### IN THIS ISSUE

Compact, Portable, Urban Gardens  
Page 5

May Garden Tours  
Page 7

Behind the scenes at the Flower Fields  
Page 11

Caring for Queen Palms  
Page 12



# WE THANK OUR SPONSORS

Agri Service, Inc.  
Anderson's La Costa Nursery  
Barrels & Branches  
Benoit Exterior Design - Landscape Architecture  
Briggs Tree Service  
Chris Drayer, ASLA - Landscape Architect  
Coastal Sage Gardening  
Cuyamaca College  
Evergreen Nursery  
Falling Waters Landscape, Inc.  
Garden Design Magazine  
Glorious Gardens  
Grangetto's Farm & Garden Supply  
Greatsoil LLC  
Green Thumb Nursery  
JTM Nutrients  
KRC Rock Inc

Marilyn's Garden Design  
Moosa Creek Nursery  
Multiflora Enterprises  
Ornamental Gardens by Lisa  
Pat Welsh  
Renee's Garden, LLC  
San Diego County Water Authority  
Serra Gardens Landscape Succulents  
SiteOne Landscape Supply  
Solana Succulents  
Southwest Boulder & Stone  
St. Madeleine Sophie's Center  
Sterling Tours, Ltd  
Sunshine Care  
Sunshine Gardens  
Walter Andersen Nursery  
Westward Expos, L P

## SDHS SPONSOR

**GREEN THUMB  
SUPER GARDEN CENTERS**

**1019 W. San Marcos Blvd.**  
(Off the 78 Frwy. near Via Vera Cruz)  
**760-744-3822**  
[www.supergarden.com](http://www.supergarden.com)

- CALIFORNIA NURSERY PROFESSIONALS ON STAFF
- HOME OF THE NURSERY EXPERTS • GROWER DIRECT

WITH THIS VALUABLE *Coupon*

**20%  
OFF  
ANY ONE  
PLANT**

• Must present printed coupon to cashier at time of purchase  
• Not valid with any sale items or with other coupons or offers  
• Offer does not include Sod, Gift Certificates, or Department 56  
• Not valid with previous purchases • Limit 1 coupon per household  
• Coupon expires 05/31/2017 at 6 p.m. **sdhs**



# SAN DIEGO HORTICULTURAL SOCIETY

Established September 1994

**OUR MISSION** is to inspire and educate the people of San Diego County to grow and enjoy plants, and to create beautiful, environmentally responsible gardens and landscapes.

## BOARD MEMBERS

Cindy Benoit – Membership Chair  
Patty Berg – Volunteer Coordinator  
Jeff Biletznikoff – Vendor Coordinator  
Jim Bishop – President  
B.J. Boland – Corresponding Secretary  
Ray Brooks – Treasurer  
Jason Chen – Member at Large  
Marilyn Guidroz – Secretary  
Mary James – Program Committee Chair  
Jennifer Morrissey – Publicity  
Anne Murphy – Workshop Coordinator  
Lisa Robinson - Member at Large  
Ari Tenenbaum – Member at Large  
Susan Starr – Newsletter Editor  
Roy Wilburn – Outreach Coordinator

**Let's Talk Plants!**, the SDHS newsletter, is published the fourth Monday of every month.

**Managing Editor:** Susan Starr; newsletter@sdhort.org

**Copy Editor:** Lisa Marun; lisamarun@gmail.com

**Advertising:** Bob Clark; advertising@sdhort.org

**Calendar:** Send details by the 10th of the month before the event to Barbara Patterson at calendar@sdhort.org.

Copyright ©2017 San Diego Horticultural Society, Encinitas, CA.  
All rights reserved. Not to be reproduced by any means for any purpose without prior written permission.

## BECOME A SPONSOR!

### Do you own a garden-related business?

SDHS sponsorships have high recognition and valuable benefits, including a link to your website, discounts on memberships for your employees, and free admission to SDHS events. This is a wonderful way to show your support for the SDHS. Sponsors help pay for our monthly meetings, annual college scholarships, and other important programs. Sponsorships start at just \$100/year; contact Jim Bishop at sponsor@sdhort.org. We thank them for their support.

## IN THIS ISSUE...

### SDHS NEWS

- 2 Meetings & Events
- 3 Volunteers Needed
- 3 Volunteer at the May 13-14: Mother's Day Weekend Art, Garden & Studio Tour
- 3 To Learn More...
- 4 From The Board
- 5 Urban Homesteading
- 5 SDHS Tour: Explore With Us!
- 5 2017 Science Fair Winners
- 6 What's Up At San Diego Botanic Garden?
- 7 May Garden Tours
- 8 April Meeting Report
- 8 Welcome New Members
- 9 Spring Garden Tour Recap

### OUR COLUMNISTS

- 11 Behind the Scenes at the Flower Fields
- 12 Trees, Please
- 13 The Real Dirt on . . .
- 14 Grow in Abundance
- 16 Book Review

### DIGGING WITH OUR MEMBERS

- 17 Sharing Secrets
- 19 April 2017 Plant Display

### INSERTS:

San Diego Cactus and Succulent Society  
Summer Sale  
Calendar/Resources/Ongoing Events



**COVER IMAGE:** Cover Image: Bold textures and colors combine in this sophisticated container design from our May 8 speaker Karen Chapman. The Silver green foliage of honey bush (*Melianthus major*) and the sizzling orange flowers of 'Bonfire' begonia (*Begonia boliviensis*) are complemented by a blue-toned ceramic pot. Color echoes at the base include the pale blue green echeveria, and teal quartz stones.

[www.sdhort.org](http://www.sdhort.org)



# San Diego Cactus & Succulent Society



## 2017 Summer Show & Sale

Saturday, June 3rd & Sunday, June 4th  
Room 101 & Courtyard  
Casa del Prado, Balboa Park

### **Sale - Large Variety of Interesting Plants**

Saturday, 10:00 - 5:00 and Sunday, 10:00 - 4:00  
"Members Only" shopping, Saturday 9:00 - 10:00

### **Show: Beautiful Specimens on Display**

Saturday, 10:00 - 3:00 and Sunday, 10:00 - 4:00

### **Auction: Bid on World Class Plants**

Silent Auction: Sat-Sun & Live Auction - Sun at 2:00 pm

**Free!**  
Public Welcome





## Additional Show/Sale Information

Take advantage of the opportunity to view, buy, and bid on some of the most interesting and difficult to find cactus and succulent plants in the world.

For an easier parking experience, you might consider parking at Inspiration Point on Presidents Way and riding the Free Balboa Park Tram. Information:  
[www.balboapark.org/visit/parking](http://www.balboapark.org/visit/parking)

**BYOB - Bring your own Box!** Any plant purchasing enthusiast knows the importance of a sturdy cardboard box in which to carry plants. Boxes are provided but are in limited supply. Please bring a box for yourself, and a few to share.



*Ariocarpus fissuratus*  
by Paul & Carol Maker

Purchase your Club Membership at this event and enter the Sale at 9:00 during the "Members Only" shopping hour.

The Show closes at 3:00 pm on Saturday

Visit us online at [www.sdcss.net](http://www.sdcss.net)

Pictured on front: *Aloe thraskii* by Erik Gronborg

## **SAN DIEGO CACTUS & SUCCULENT SOCIETY MEMBERSHIP APPLICATION / RENEWAL FORM**

Dues are \$15.00 per year, per individual, and \$5.00 per year for each additional household member. Newsletter is emailed.

**Mailed paper copies are available for an additional \$10 a year.**

**Member Info:** Please complete ALL information below & PRINT CLEARLY!

Name: \_\_\_\_\_

Street Address \_\_\_\_\_

City, State, Zip + 4: \_\_\_\_\_

Phone #: (\_\_\_\_) \_\_\_\_\_ E-mail: \_\_\_\_\_

Additional Household Members: \_\_\_\_\_

**\* You may also sign up & pay for Memberships online at [www.sdcss.net](http://www.sdcss.net) \***

Check ONE for type of	Annual Dues (E-mailed Newsletter)	\$15.00
Membership:	USA Delivery of Printed Copy (opt.)	\$10.00
NEW _____	International Delivery, Printed Copy	\$15.00
RENEWAL _____	Additional Household Member(s)	\$ 5.00

**Total Enclosed:** \$ \_\_\_\_\_

Do you wish to receive email notifications on club events and issues? Yes \_\_\_\_\_ No \_\_\_\_\_

Mail this form or a copy, along with a check or money order in US Funds made payable to SDCSS to: SDCSS Membership Dept., c/o Paul Maker, 1245 San Pablo Drive, San Marcos, CA 92078-4816



**NEXT MEETING: MAY 8  
6:00 — 8:30 PM**

**SPEAKER:**

**Karen Chapman on ...  
Foliage First**

Meeting is open and everyone is welcome.  
Admission: Members/free, Non-Members/\$15.

Congregation Beth Israel,  
9001 Towne Centre Drive, San Diego 92122  
(across the street from the Westfield UTC mall).  
Parking is free.



On Monday, May 8, 2017, the San Diego Horticultural Society welcomes Karen Chapman, award winning author, landscape designer, and owner of Le Jardinets.

Does your garden look exciting even when nothing is in bloom? Or does it just become a muddled sea of grey-green leaves? Karen will offer inspirational ideas on how to breathe new life into your landscape and containers, and establish a garden design and framework, by using interesting foliage and incorporating layers of additional elements such as bark, garden art, flowers, and more. She'll also be celebrating the release of her latest book, *Gardening with Foliage First*.

Karen was born in England and moved to the Pacific Northwest in 1996, where she joined Molbak's Garden & Home as a garden plant specialist before establishing her award-winning design business, Le Jardinets, in 2006. Karen initially specialized in custom container gardens and now applies that same attention to detail

## MEMBERSHIP INFORMATION

Renewal information is at [www.sdhort.org](http://www.sdhort.org).  
For questions contact [membership@sdhort.org](mailto:membership@sdhort.org) or call  
Cindy Benoit at 760-473-4244.

## MEETING SCHEDULE

6:00 – 6:45 Vendor sales, plant display

6:45 – 8:30 Announcements, door prizes, speaker

## MEETINGS & EVENTS

MAY 3

Workshop: Hummingbird and Butterfly Friendly  
Gardens.

MAY 8

Karen Chapman on Foliage First

JUNE 12

SDHS Night at the Fair

JULY 10

Cynthia Pardoe on All in the Family: Geraniums and  
Pelargoniums

AUGUST 14

Jim Bishop on Evolution of a Gardener

SEPTEMBER 11

Frank McDonough on 20 South African Plants every  
Home Landscaper Should Know

OCTOBER 9

Debra Baldwin on Designing with Succulents in the  
New San Diego Garden

NOVEMBER 13

Rick Dark on Gardens of the High Line: Elevating the  
Nature of Modern Landscapes

---

when designing functional and artistic landscapes. Her container garden designs and articles have been featured in many publications, including *Fine Gardening*, *Country Gardens*, and *Garden Design*. She is co-author with Christina Salwitz of both *Gardening with Foliage First* and the award-winning book *Fine Foliage*. Karen also writes inspirational design articles on two blogs and has appeared on local television and radio stations. She taught container gardening at Edmonds Community College and she teaches two online garden design courses for Craftsy.

Copies of Karen's book will be available for purchase at the meeting. Visit [lejardinetdesigns.com](http://lejardinetdesigns.com) to learn more about Karen and her business. 🌿



## VOLUNTEERS NEEDED

### County Fair Exhibit Builders

We expect to have another great display garden at this year's San Diego County Fair in Del Mar. Volunteers are needed to assist the committee in building the garden. Though details are being worked out, the projected work days will be in the middle of May. If you can lend a hand, please contact Terry Chamberlin at [chamberlin.terry@gmail.com](mailto:chamberlin.terry@gmail.com).

### SDHS Display Garden Hosts at the Fair

As in past years, we will need about 100 shifts covered by volunteers at our display garden at the 2016 San Diego County Fair. In exchange for about four hours of your time, you'll get free admission to the Fair. No special knowledge needed. Volunteers will answer questions about our display garden and plants in general, and encourage interested folks to become members of SDHS. Sign up for a shift or two on our website ([sdhort.org](http://sdhort.org)) beginning May 12. 🌿

## VOLUNTEER AT THE MAY 13-14: MOTHER'S DAY WEEKEND ART, GARDEN & STUDIO TOUR

The San Dieguito Art Guild, a non-profit group that celebrates its 52nd Anniversary this year, will hold their 2017 Mother's Day Weekend Art, Garden & Studio Tour on May 13 and 14, between 10:00 a.m. and 4:00 p.m. Artists from the San Dieguito Art Guild are positioned in the gardens, showing and selling their paintings, ceramics, glass, gourd art, fiber arts, photography, jewelry, and much more. Free refreshments are served at every stop.

The tour is looking for Docents to serve as greeters at the front gates of stops on the tour. Welcome visitors, check for tickets, and give directions to the next home, the refreshments, and the artists in the garden. Shifts are three and a half hours each. Each Docent will receive two tickets to the event, worth \$50. If you can help, please contact Joan Grine at [grine@roadrunner.com](mailto:grine@roadrunner.com). A short training session in advance of the event is required. 🌿

## TO LEARN MORE...

### Fantastic Foliage

By Lisa Marun

Whether you're starting a new garden from scratch or incorporating new additions into your landscape, there's both an art and a science to establishing the look and the purpose you seek to achieve. One way to ensure the creation of an aesthetically pleasing visual palette in the garden is to make foliage your focus. Be sure to think about how daily and seasonal light changes will influence how foliage looks, and how any new garden additions play off surrounding plants to create depth and meet your aesthetic goals.

A nice selection of plants with dark foliage can be found on North Park Nursery's website: [northparknursery.com/2015/11/plants-with-dark-and-purple-foliage](http://northparknursery.com/2015/11/plants-with-dark-and-purple-foliage).

If you're looking to replace a hedge or create a new screen, consider the foliage on the plant suggestions provided by four local landscape designers on the San Diego Master Gardeners website: [mastergardenerssandiego.org/newsletter/article.php?ID=1](http://mastergardenerssandiego.org/newsletter/article.php?ID=1).

The Native Plants and Native People Trail at the San Diego Botanic Garden offers a great opportunity to see a lot of diversity in the foliage of plants that will likely do well in your garden ([sdbgarden.org/garden\\_native.htm](http://sdbgarden.org/garden_native.htm)). Plus, for the sake of "research," you'll have a good excuse to visit several times in the coming year in order to see how the foliage changes with the seasons.



If you have the space for a new tree or two, ginkgo and Chinese pistache will be showstoppers come fall: [sandiegouniontribune.com/lifestyle/home-and-garden/sdut-fall-color-plants-foliage-2013sep06-story.html](http://sandiegouniontribune.com/lifestyle/home-and-garden/sdut-fall-color-plants-foliage-2013sep06-story.html).

Landscape Plants for California Gardens is a great resource for San Diego gardeners with several sections that focus on foliage in Plant Functions and Aesthetics (Section Two): [landdesignpublishing.com/docs/LPCG%20Sections%201-3.pdf](http://landdesignpublishing.com/docs/LPCG%20Sections%201-3.pdf). 🌿





## FROM THE BOARD

By Jim Bishop

### Is SDHS on the verge of a leadership crisis?

August seems like a long way off, but we have several key board members whose terms expire that month. Most notably is President! Without new board members, it is unclear how SDHS will move forward and continue day to day operations. Most of the positions take just a few hours a month and most of the activities can be done from home. Additionally, we have paid staff to help with clerical and bookkeeping activities.

We are also looking for a new **membership chair** to replace Cindy Benoit and a **volunteer chair** to replace Patty Berg and are in need of a **volunteer to coordinate next year's garden tour**. It could be done as a co-chair if you know of someone you would like to work with. A lot of effort has been made over the last several years to make the board work easier and more flexible to meet volunteer's schedules. The good news is that by volunteering now, you will have several months to learn about the position and be ready to start in August. In addition to these positions, 3 one-year member-at-large positions become available in August. At-large positions are an opportunity to learn more about the organization and potentially move into a 3-year position.

I encourage you to take the leap and volunteer to help lead this dynamic organization. Or maybe you have someone in mind that just needs a little nudge and reassurance that they can do it. It is a wonderful opportunity to play a major role in the San Diego horticultural community. The most important qualification is a passion for our mission and a desire to work with like-minded people eager to move our organization forward. You do not need to be a plant expert, although some knowledge doesn't hurt. Please contact me ASAP with your intention to serve or send questions to me at: [sdhspresident@gmail.com](mailto:sdhspresident@gmail.com).

**Debra Lee Baldwin**

**2017 Horticulturist of the Year Honoree**

We are pleased to announce that Debra Lee Baldwin has been named our 2017 Horticulturist of the Year. We all know Debra from her books, lectures, hands on demonstrations, blog and career as a garden writer. She has been the monthly speaker at several of our monthly meetings and always draws one of our largest crowds. Not only is Debra well known locally, but she also has a large national and international following. Her books on succulents have made a huge impact

on the way many people garden. With her help, succulent gardens, pots and plants have gained a place in almost every San Diego landscape. On June 12<sup>th</sup>, we will honor Debra at our annual "Night at the Fair" meeting held in the display gardens at the San Diego County Fair in Del Mar. Parking is free for everyone and admission is free for SDHS members. So be sure and save the date. You will also get to see all the other wonderful garden exhibits at the fair, as well as the SDHS garden exhibit that celebrates "Urban Homesteading".

Learn more about our garden exhibit in this newsletter on page 5 and online at our website [sdhort.org](http://sdhort.org).



Saxon Holt

### SDHS SPONSOR

Don't just dream it.  
Grow it!



Now offering a fast and no-mess solution to compost and mulch application with our blower delivery service.

**Compost • Mulch • Organic Recycling**

[www.agriserviceinc.com](http://www.agriserviceinc.com)  
[orders@agriserviceinc.com](mailto:orders@agriserviceinc.com)

Julia Mattern  
(760) 216-3385



## URBAN HOMESTEADING

### SDHS Exhibit for the 2017 County Fair Garden Show

By Terry Chamberlin

Where the West is Fun, the theme of this year's San Diego County Fair, evokes images of cowboys, rowdy saloons, and backcountry adventures. While there will be plenty of similar thrills at the fair, the SDHS garden design team for the fair's Garden Show exhibit aims to educate the public about urban homesteading. Urban homesteading is a modern gardening movement which echoes the farming techniques of early pioneer homesteaders who flocked to the prairie and further west after the Homestead Act of 1862. Moving to these unsettled lands presented a number of challenges, including the need to use sustainable practices to provide the basic necessities of life.



#### Creating an Urban Homestead Garden

To address the fair's western theme, SDHS garden exhibit designers Terry Chamberlin, Mannah Gbeh, Greg Hunter, Jason Showalter and Karen Krugman have created a modern urban homesteading garden with a rustic touch. A raised vegetable bed will demonstrate the principle of the Three Sisters Garden. According to Iroquois legend, the three sisters, corn, beans, and squash, are the physical and spiritual sustainers of life. Iroquois women mixed these crops, planting Corn (the oldest Sister) in a hill mound, surrounding the growing corn with beans, which contribute nitrogen to the soil, and using the cornstalks as bean poles. Between the rows of hill mounds, squash was planted to shade the ground, maintain soil moisture, and discourage weed growth.

The garden design will include California natives, pollinator-friendly flowers and herbs, as well as a selection of fruit trees and wooden structures sourced for free from old, weathered cedar fencing that was destined for the dump. Chickens and a beehive box will round out the display of urban homesteading agriculture practices, and a garden bed will highlight old roses that pioneering homesteaders may have brought with them to their new homes. We could not have done all this without help from some SDHS sponsors. Su Kraus, from Moosa Creek Nursery, identified California Native plant options that would be in bloom during the spring and summer. Evergreen Nursery, is loaning large trees for the garden and will deliver and pick them up at no charge. Please join us in thanking them. 🌿

## SDHS TOUR: EXPLORE WITH US!

### San Miguel de Allende

San Diego Horticultural Society heads south of the border next February for an exploration of Mexico's delightful colonial cities. The charming village of San Miguel de Allende is a World Heritage Site that manages to be both quaint and cosmopolitan at the same time. Once an important stop on the Silver Route between Zacatecas and Mexico City, its historic center is filled with well-preserved buildings from the 17th and 18th centuries. With its narrow cobblestone streets, leafy courtyards, fine architectural details, and sumptuous interiors, San Miguel de Allende is arguably the prettiest town in Mexico. From our base in San Miguel de Allende, we'll also explore the nearby historic colonial city of Dolores Hidalgo, where we can shop for Talavera pottery. The itinerary includes exclusive private garden and gallery visits. We'll enjoy the finest regional cuisine in our included lunches and dinners, as well as a fun cooking class. Mark your calendars for this popular trip, February 15-21, 2018. Reservations will open soon and the trip is sure to sell out early. SDHS sponsor Sterling Tours will operate the tour and Cheryl and Robert Nichols will escort. Jim Bishop and Scott Borden will join the tour as paying guests. For more information and to make reservations, please contact Cheryl at Sterling Tours at 800-976-9497 or visit [sterlingtoursltd.com](http://sterlingtoursltd.com).

🌿



## 2017 SCIENCE FAIR WINNERS

Each year, the San Diego Horticultural Society judges projects in the Plant Sciences category for the Greater San Diego Science and Engineering Fair. This year's SDHS judges were Jan Thomas, Giana Crispell, and Gail and Dick Nye. Here are the award winners for 2017. Congratulations to all!

#### Junior High School Winners:

Avishai Adato: "The Effect of Pesticides on Plant Growth"

Antonio Estudillo: "Hydroponic Systems"

#### Senior High School Winners:

Aadil Rehan: "A Multilateral Approach to Combatting the Recurrence of *Phytophthora Cinnamomi*"

Annan Tran & Nico Laqua: "Novel Biogasoline Production via Macroalgal Duckweeds by the Open Expression Method IL-60" 🌿






## THINGS TO DO IN MAY AT SAN DIEGO BOTANIC GARDEN

### Two Words We Love: 'Chocolate' and 'Sale'!

**Chocolate Festival:** If you have never met a chocolate that you didn't like, this is your day! San Diego Botanic Garden hosts its annual Chocolate Festival from 10AM to 4PM on Saturday, May 13. Enjoy the day relaxing in our beautiful garden oasis while sampling a wide variety of chocolates from more than a dozen vendors. Find something unique for your Mom (or yourself!) at the Garden's Gift Shop or from one of our fantastic Chocolate Festival vendors. Enjoy delicious food, great music, and our Kidzone, where children can have fun making crafts and gifts for Mother's Day. Visit [SDBGarden.org/chocolate.htm](http://SDBGarden.org/chocolate.htm) for more information.

**Palm, Cycad, Bamboo, and Tropical Plant Sale:** On Saturday, May 27, from 9AM to 3 PM, San Diego Botanic Garden hosts the Palm, Cycad, Bamboo, and Tropical Plant Sale. This one-of-a-kind event features rare and exotic species of palms, cycads and other tropical plants provided by exceptional Southern California nurseries. This event is co-hosted by the Palm Society of Southern California and San Diego Botanic Garden. Visit [SDBGarden.org/plantsales-tropical.htm](http://SDBGarden.org/plantsales-tropical.htm) for more information. 🌿



Chocolate lovers unite at the Chocolate Festival.

### SDHS SPONSOR



## Garden Design & Maintenance

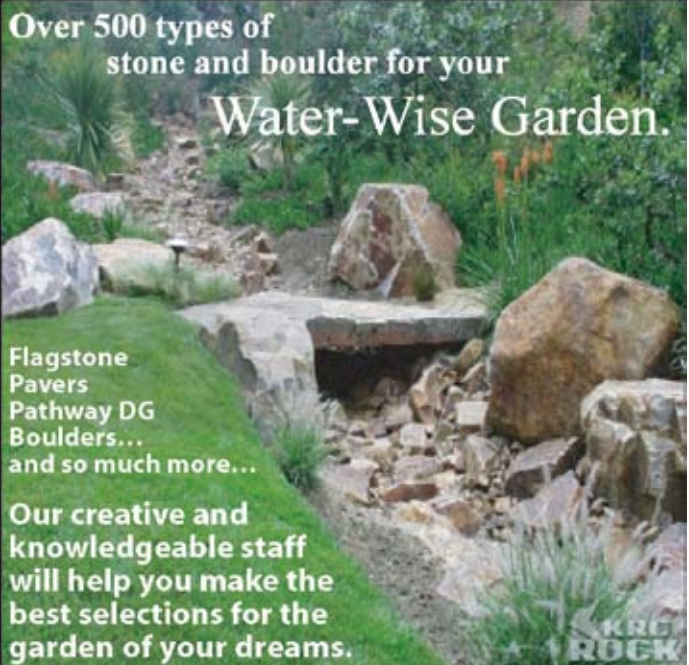
Custom Design ♦ Hardscape  
Native Landscapes ♦ Patios  
Lighting ♦ Fences  
Drainage ♦ Irrigation ♦ Repair  
Installation ♦ Consultation

**3685 Voltaire St., San Diego 92107**  
**619-223-5229**

[Coastalsage.mysite.com](http://Coastalsage.mysite.com)

### SDHS SPONSOR

Over 500 types of  
stone and boulder for your  
**Water-Wise Garden.**



Flagstone  
Pavers  
Pathway DG  
Boulders...  
and so much more...

Our creative and  
knowledgeable staff  
will help you make the  
best selections for the  
garden of your dreams.



Natural Stone & Boulder Supply

1 800 KRC ROCK (1 800 572-7625) [www.KCRCRock.com](http://www.KCRCRock.com)

San Marcos (760) 744-1036

Poway (858) 748-3953

Lakeside (619) 443-8153

## MAY GARDEN TOURS

By Mary James

Garden tour season winds down this month with a number of favorites, including three that make perfect Mother's Day weekend celebrations. Missing from the lineup is the San Diego Floral Association's tour of historic gardens, moved this year from May to October, when SDFA plans a spooky Haunted Garden Tour that ends with a Garden Festival at Mission Hills Nursery. Watch for details at [sdfloreal.org](http://sdfloreal.org).

### May 6: 21<sup>st</sup> Annual Clairemont Garden Tour

Among the dozen tour stops in the urban neighborhoods of Bay Ho, Bay Park, and Clairemont, are a lush Hawaiian tropical garden created over five decades, a backyard G-gauge model railroad, and a landscape home to chickens and an orchard. Master Gardeners and other experts will be on hand, along with yard décor artists and vendors. Two food trucks will sell refreshments. Visit [gardentour.clairemontonline.com](http://gardentour.clairemontonline.com) for more information.

### May 13: 19<sup>th</sup> Annual Mission Hills Garden Walk

Mission Hills Nursery is the starting point for this popular tour in a historic San Diego neighborhood. Among the ten open gardens are terraced view landscapes and a tropical garden with a koi pond. Includes art displays, music, and food vendors, plus a Mercado at the nursery. Proceeds aid Mission Hills Garden Club educational projects. Details at [missionhillsgardenclub.org](http://missionhillsgardenclub.org).

### May 13: 22<sup>nd</sup> Annual Country Garden Tour of Fallbrook

A garden sculpture gallery, a multi-acre landscape with a maze and hothouse, a permaculture garden with bee hives, chickens, and a duck pond can all be seen among the six gardens on this tour. Sponsored by the Fallbrook Chapter of the American Association of University Women. Shopping and free refreshments will be available at the historic Palomares House, where the tour begins. To learn more, visit [fallbrookchamberofcommerce.org/events-v2/events/AAUW-Country-Garden-Tour--22nd-Annual\\_ET1055.html](http://fallbrookchamberofcommerce.org/events-v2/events/AAUW-Country-Garden-Tour--22nd-Annual_ET1055.html).

### May 13-14: Mother's Day Weekend Art, Garden & Studio Tour

Eight gardens in Encinitas and South Carlsbad open for this popular Mother's Day weekend tour sponsored by the San Dieguito Art Guild. Among them is a historic Encinitas ranch, a seaside succulent garden, and two large estates. Works by more than thirty Guild artists will also be on display. Visit [sandieguitoartguild.com/mothers-day-tour](http://sandieguitoartguild.com/mothers-day-tour) for more information.

### May 20: 19<sup>th</sup> Annual Secret Garden Tour of La Jolla

Destinations on this tour are secret until event day, but based on past tours, stops will range from historic cottages to sprawling ocean-view estates with diverse landscape styles. Gardens feature entertainment, artists in residence, and tabletop and floral displays. The Secret Garden Boutique at Wisteria Cottage sells plants, garden accessories, and gifts. New this year is a May 19 Candlelight Garden Soirée in one of the 2016 Secret Garden Tour gardens, which was also featured in last November's *San Diego Home/Garden Lifestyles*. Sponsored by the La Jolla Historical Society. Details at [lajollahistory.org/events/secret-garden-tour](http://lajollahistory.org/events/secret-garden-tour). 🌿

#### SDHS SPONSOR



**California's  
Native Plants**

Available at your local  
garden center

[www.moosacreeknursery.com](http://www.moosacreeknursery.com)

**760-749-3216**

#### SDHS SPONSOR



**Sophie's Organic Garden**

By purchasing garden items from Sophie's Organic Garden you are providing the opportunity for over 400 adults with developmental disabilities who attend St. Madeleine Sophie's Center to discover, experience and realize their full potential.

**\$10 off with this coupon\***

2119 E. Madison Ave. | El Cajon, CA 92019  
[www.stmsc.org](http://www.stmsc.org) | 619.442.5129

Open Mon – Fri 8 to 4 (year round) and Sat 9 to 3 (Mar 15th – Jul 15th)

\*With purchase of \$50 or more



## APRIL MEETING REPORT

By Jeannine Romero

Despite the many recent rains in San Diego County, residents should not consider our long-standing drought to be over. In fact, horticulturist Scott Kleinrock notes that drought is actually a permanent feature of our landscape. So, for homeowners contemplating landscape choices in this semi-arid and Mediterranean climate, he encourages "more acceptance of nontraditional landscapes."

Kleinrock, who specializes in California natives, regionally adapted, and edible landscapes, told SDHS members at the April monthly meeting that, "Evolving to low water landscapes is not a compromise." He discouraged the notion of replacing home gardens with rocks and weed barriers as these create spaces where nobody wants to be. Instead, low water gardens do not have to be a sacrifice. They can produce many benefits, including human comfort, beauty, scent, food, and wildlife habitat. Native plants also build soil health and provide a sense of place, restoration, and inspiration.

Kleinrock, a designer and educator, recently completed the Blair California Garden at the Huntington Library in San Marino. The 6.5-acre garden includes 50,000 native and Mediterranean plants. Currently, he is the Conservation Programs Manager at the Chino Basin Water Conservation District in San Bernardino County.

Kleinrock observed that gardens are based on the larger world of natural science. They "are living systems, not just a collection of plants." He suggested that homeowners designing their gardens should first determine features they want, and then utilize those goals to create an adaptive plant community and viable ecosystems. Assemble plants by common needs of sun or shade, soil type and drainage, irrigation frequency, growth habit, and growth rate. Drought tolerant plants typically want little water; no fertilizer; and no compost, he added.

Kleinrock's slideshow included a variety of grassland plants, Mexican and native sages, California buckwheat, native salvias, acacias, and aloes. He encouraged gardeners to visit native plant communities, such as the San Diego Natural Wildlife Refuge or the Santa Rosa Plateau, and note what looks good as well as important patterns of plant density and structural inspiration. He described both locations as examples of relatively lush growth of trees, shrubs, and ground covers that thrive. Such native and adaptive plant communities have worked out their survival over thousands of years and using them as models will speed up our own timelines for success.

He recommends that gardeners plant the entire garden space to avoid space for weeds, and also suggests that a lot of plant variety is not necessary. Even a simple plan, with as few as three plant species, works well. If there is space to do

so, Kleinrock likes mixing simplicity next to complexity. The garden designer admits that he also likes "some chaos" in the garden.

Kleinrock suggested planting one-gallon plants and plugs to allow plants to grow into the space, while saving money. He recommends adding benches or chairs, as well as a water feature, rocks, and branches to bring in the birds, lizards, and pollinators. According to Kleinrock, "If you build it, they will come." He also discouraged vigilant deadheading in the garden to encourage seeds to form and drop for birds to feed on. He said he enjoys seeing the forms of native plants at different times of the year and allowing blooms to fade away more naturally.

Kleinrock said the garden space will define the irrigation system, and noted that he uses a mix of drip, overhead, and high efficiency sprays depending on need. Irrigation for low water gardens may only be necessary once or twice per month.

Gardeners should also keep in mind that a garden is a process that is never finished and always in motion. He suggested having fun with the process and learning from what goes wrong. 🌿

## WELCOME NEW MEMBERS

A warm hello to these new members:

Beverley Altman

Alice Brown

Ashley Churchill

Lea Corkidi

Betty Dargitz

Jennifer Destino

Jon Dunchack

Chris Hinman

Claudia Kuepper

Victoria Lugo

Allison McGee

Jayna McLeod

Karen Morse

Helen Shafer Garcia

Sharon Silverstein

Tyler Smith

Leslie Venolia

## SDHS Nametags

**Sturdy magnet-back nametags are just \$10**

To order go to  
<https://sdhort.wildapricot.org/Shop>  
 or buy one at any monthly meeting.



## SPRING GARDEN TOUR RECAP

By Jim Bishop

This year's Spring Garden Tour, "In Sight of the Sea: Gardens of Point Loma and Sunset Cliffs," was, by all accounts, a huge success. The extra rain this past winter had gardens looking their best. However, we were fortunate and the rain forecasted for tour day stayed to our north. Just a refreshing mist was the worst that occurred and no spirits were dampened since gardeners love rain even if it sometimes occurs at inconvenient times. The 900+ happy tour goers saw nine gardens with very different styles, each reflecting the homeowners' personalities. Suitable for the location, many of the gardens featured tropical and subtropical plants and all of them included artwork.

As Garden Tour Chair, please join me in thanking the gracious and creative homeowners who welcomed us into their gardens: Berit and Tom Durler, John Collon, Randy and Bobbi Hanna, Cheryl and Robert Nichols, John and Debbie Albe, Kathy and Mark Sorensen, Barb Benko, Karan Greenwald and Carey Pratt. Also, special thanks go to the homeowners that gave us a little peek inside their homes. And thank you to the Albes for the wonderful pottery and planters that they created and sold in their garden.

The tour would never have happened without these garden owners and the work of our volunteers. I chaired the tour this year, but couldn't have done it without the help of others. First off, I'd like to thank Susan Starr, who provided a wonderful outline of tasks for the tour, a list of vendors, and many other hints and documents to make running the tour easy. Thanks to Lynlee Austell for helping identify potential gardens for the tour. I think she may know everyone that lives in Point Loma. Special thanks to my partner, Scott Borden, for helping contact homeowners on our many scouting trips... but mostly for putting up with me during the process of organizing the tour. Thanks to Barbara Raub, who once again recruited and organized the artists in many of the gardens. And to Lisa Robinson, who took on the task of contacting vendors and homeowners and helping them find suitable locations to display their garden-related crafts. Thanks to Jennifer Morrissey for persistently publishing information and articles about the tour on Facebook. Susan Morse stepped in again this year to help people who had trouble purchasing tickets online. Ray and Bonnie Brooks did a great job selling tickets at our monthly meetings. Sam and Terry Seat helped the day before the tour by making sure signs were in place and ready to go the next morning. Patty Berg recruited and scheduled volunteers in the gardens. Close to 50 volunteers greeted, checked-in and helped garden owners and visitors the day of the day of the tour.

It seems that each year, fewer and fewer other

organizations in San Diego are offering garden tours and ours has grown to be one of the best known and most successful. It is our largest event of the year and it provides a great opportunity for SDHS to share with San Diegans some of the wonderful climate-appropriate possibilities for gardening here. The variety of gardens, plants, and styles in just one corner of San Diego was astounding. Beyond the gardens, the neighborhoods of Point Loma are some of the most beautifully landscaped in the County. I hope everyone found some inspiration from the gardens—perhaps a new plant to try or an idea for creating a backyard sanctuary. We really do live in one of the best gardening areas of the country...some might even call it Eden.

Which bring us to next year's tour. We would like to have a tour again next year and will need a volunteer chairperson. Much of the work is automated and online, so it basically takes care of itself. We have "The Formula" down for putting on a successful tour and have many volunteers to help. Organizing the tour only takes part of the year and leaves plenty of months with very few activities. The first step is identifying a neighborhood or area with gardens that could potentially be on the tour. Since the Encinitas Garden Festival was discontinued several years ago, this area of San Diego County might be the perfect spot! It is also possible to co-chair the tour, which would help divide the work up and has the added advantage of benefitting from the different skills of each chairperson. If you are interested in taking on a fun and significant role for our organization, please contact me at: [sdhspresident@gmail.com](mailto:sdhspresident@gmail.com). 🌿

## THANK YOU TO ALL THOSE WHO VOLUNTEERED TO MAKE OUR SPRING GARDEN TOUR A HUGE SUCCESS:

Kathy Ascher	Chris Drayer	Mark Mahigian
Barbara Bandhauer	Connie Forest	Kat Marshall
Bob Bandhauer	Simon Fraher	Jan Mazur
Annette Beaty	Thelma Gerome	Jennifer Morrissey
Benay Berl	Jennifer Gerson	Joan Oliver
Jeff Biletznikoff	Kelly Granger	Martin Parks
Kathryn Blankinship	Carolyn Hayen	Peggy Poorman
Kathy Blattner	Pam Highfill	Shelly Ray
Sandy Burlem	Paula Hildebrandt	Barb Redlitz
Cee Canyon	Myrna Hines	Barbara Raub
Jason Chen	Suki Ince	Lisa Robinson
Lynn Clahassey	Mary Jo	Mara Rosza
Nancy Dalton	Linda Jones	Lisa Schneider
Mary Dilligan	Elizabeth Klugh	Trista Silvia
	Carol Lane	Cathy Tylka
	Ginny Mahigian	Lucy Warren





# Spectacular Gardens on a Spectacular Day

Photos: Barbara Raub



Pat Crowl (1)







Pat Crowl (1)





### BEHIND THE SCENES AT THE FLOWER FIELDS

#### A Story About Family, Science, and Hard Work

By Lisa Marun

Now on the must-do list for San Diego visitors and locals alike, the Flower Fields at Carlsbad Ranch began as a partnership forged in the mid-1990s between Mike Mellano and Paul Ecke Jr. and continues to awe visitors. However, the idea that eventually led to this partnership was sown years before when Edwin Frazee and his wife, Mabel, noticed that uninvited “visitors” would enter their ranunculus fields after hours and conduct their own private “tours” through the carpeted maze of bright blooms. Occasionally, the couple would camp out on the hill east of the fields and, at the opportune moment, engage the sprinkler system on the unsuspecting interlopers. At the expense of missing out on free future evening entertainment, it occurred to Edwin that there might be a lucrative business on the horizon. In 1993, when Edwin Frazee decided to retire, good friend Paul Ecke Jr. (famous for his family’s success in making poinsettias the world’s Christmas flowers) persuaded him to remain as a consultant and work with another long-time grower family friend, Mellano and Company, to continue the seeding and cultivating of the ranunculus in a way that invites and educates the public.

#### The Science and Expertise Behind Those Giant Tecolotes

Tecolote ranunculus are grown at both Mellano’s San Luis Rey farm and at the Flower Fields. Visitors to the Flower Fields are able to tour the area where cut flowers are grown. Additionally, there are separate selection fields where each of the colors is grown in isolation for seed. These flowers are the future of the Flower Fields ranunculus, and the plants are scrutinized and criticized to no end before only the crème de la crème are selected for future sowing at the Mellano’s San Luis Rey farm. This season, the partnership took on a key initiative to systematically improve the Tecolote lines by bringing on world-renowned breeder Ruth Kobayashi to lead the effort. Ruth has teamed up with Mellano Farm Manager Juan Paz and Head Grower Jess Williams. In addition, a group of San Diego Master Gardener volunteers were enlisted to assist Ruth with the selection of plants to be used in future breeding. Although one would normally consider ranunculus bulb plants, Ruth says that the fields are seeded “Because the economics of it makes sense if you’re going to cut flowers. If you’re going to do bulbs, it’s different.” While the plants in the selection fields are judged based on a half dozen or so criteria (including color, height, double petals, and seed quantity), what



From the early days of single petal yellow (left) and red Giant Tecolote ranunculus, today’s blooms are double and offer more color variety.

may not meet the cutoff here could very well be an excellent plant in the cut fields. Pointing out one ideal white ranunculus that has not produced seeds, she provides an example of this distinction. “We really want 100% of [the cut field] flowers to be like that. It’s kind of a dead end for the next generation, but I don’t care because I’m going to reseed every year.”

Ruth’s many years of plant breeding experience, backed by her horticultural education (she has an MS from the University of Hawaii and a PhD from the University of Maryland) are crucial assets that enable her to be a science-based guide for the Mellano and Master Gardener selection team’s work. According to third-generation Mike Mellano, “Science is a huge part of farming and this project. New challenges show up every day and we couldn’t do what we do without a sound footing in science.” This reliance of science is instrumental not only for current challenges, but Mellano notes that it also serves as a guide for the future of the ranunculus. “We continue to digest the mountains of scientific information that comes out all the time so that we can stay on top of new findings that might help us to continue to get better.”

And, at least for now, getting better is a goal that is not pursued lightly because until now, in the words of Head Grower Jess Williams, “We’ve never found the perfect plant.”



#### Did you know?

- Ranunculus means “little frog” in Late Latin
- More than one ranunculus? Your choice: ranunculus, ranunculuses, or ranunculi
- *Ranunculus asiaticus* (Persian buttercup) are native to Asia Minor

## TREES, PLEASE

### Queen Palms, Part II: Pests and Diseases

By Tim Clancy

In a recent article, we discussed the nutritional needs of queen palms (*Syagrus romanzoffianum*) and the importance of proper pruning and having a proactive fertilization plan to help keep the palms looking healthy and growing vigorously. Now we'll focus on one of the reasons queen palms are so commonly planted, which is that they are relatively pest and disease free.

Despite queen palms' resistance to pests and diseases, they are not without their problems. Scales often find their way onto the trunks of these trees, but I have seldom seen any significant damage caused by these insects. Look for ants climbing in and out of your trees. They "farm" the scale insects by removing the honeydew manufactured by the scale and using it as a food source. Controlling the ants will ultimately help in controlling the scale. A trip to the local hardware store should prove fruitful to those looking for DIY ant control options.

Pink rot is caused by an opportunistic pathogen (*Nalanthamala vermoeseni*) that affects queen palms



A kink is seen in the stem of this fallen queen palm frond.

undergoing stress. It favors high humidity and temperatures between 60 and 80 degrees. Cultural practices are the most important factor in controlling this disease. Fungicides can be used as part of a control strategy, but relying on them alone will disappoint.

While the signs of scales and pink rot may be recognizable, there is currently a mysterious affliction affecting queen palm fronds. As previously discussed, there are many reasons to prune queen palms and it is a common "treatment" (remember that as a treatment, pruning should "fix" a problem). Quite often, fronds left on the tree after pruning will droop or fall and you will see a kink in the palm stem (petiole). I have seen this being blamed on clumsy pruning with the contention being that the drooping fronds have been accidentally cut by the person doing the pruning and the frond(s) fell later. I have never been able to confirm this and on a closer look found this not to be the case (at least on the trees I observed).

What appears to happen is that the fronds collapse (see photos). Noted palm expert Don Hodel has verified this collapse condition. I contacted Don after I observed the collapse on many trees under differing cultural conditions. He was sufficiently interested in my observations and drove down from Los Angeles to check it out for himself. He inspected several palms and confirmed what I was seeing and also opined that the collapse was NOT the fault of tree pruning activities or cultural conditions or pink rot. He collected samples to have them analyzed by University of California scientists. The results provided no diagnosis and the cause of the petiole collapse condition is still a mystery.

Queen palms, when well cared for, provide an aesthetically pleasing plant choice for your garden. Paying attention to a few minor details with regards to nutrition, pruning, pests, and diseases, can go a long way in keeping your trees happy. 🌴



A mystery affliction causes queen palms' otherwise healthy fronds to collapse.



## THE REAL DIRT ON . . .

### Katharine Brandegee

By Susan Krzywicki

Mary Katharine (Layne) Brandegee was born in 1844 in western Tennessee and frequently moved westward with her parents and nine siblings until settling in Folsom, California. She has been quoted as saying, "My father, an impractical genius, afflicted with Wanderlust, moved continually till stopped by the Pacific Ocean, which we reached before my ninth year."



Katharine became a teacher (despite her spotty education due to the frequent childhood relocations) and married Hugh Curran, who died of alcoholism eight years later. Undeterred by the loss, Katharine moved to San Francisco and became one of the first women to enroll in and graduate from medical school. Her studies drew out her interest in the natural sciences, where she decided to devote herself professionally. She began as a volunteer for the California Academy of Sciences herbarium and was appointed curator in 1883, making her the second woman in the United States to hold a paid professional position in the field of botany. She also established and produced the *Bulletin of the California Academy of Sciences*, the first of a life-long list of academic writing and editing roles.

In the winter of 1886-1887, Dr. Townshend Brandegee, originally from Connecticut, decided to steer his career path away from civil engineering and toward botany. At this time, he made his first visit to the Academy, where he met Katharine and the two quickly developed a rapport over their mutual love for botany and natural science.

### The San Diego Years: 1894-1906

In 1889, as Brandegee's ship returned to San Diego after a collecting trip in Baja, Katharine traveled south from San Francisco to meet him and, soon after, the couple married. They founded the botanical journal, *Zoe*, in 1890 and developed a private herbarium on their home site in what was an undeveloped mesa, and now is the Bankers Hill home to San Diego Self-Realization Fellowship Temple.

According to the San Diego History Center, F. A. Walton, editor of the British *Cactus Journal*, visited San Diego in 1899 and described the Brandegee property as such: "The wild land around the herbarium...is full of interesting plants that are growing in a state of nature while being studied and described." And regarding the owners of the so-called wild



Brandegee's clarkia (*Clarkia biloba* subsp. *brandegeae*) is more common than previously thought.

land, he noted them to be "Enthusiastic botanists who have built a magnificent herbarium...they are the kind of people that do permanent good work in this world [and] they live in the midst of nature, surrounded by a natural garden and have the very best opportunities of studying plant life at their leisure."

The Brandegees were gifted with rare plants by the likes of Kate Sessions. Katharine also collected in locations from Placer County to Baja to Nevada, while her husband's collection trips supported his specialization in the flora of Mexico and the Southwest. Consisting of over 76,000 specimens, it was estimated that they had built the richest private herbarium ever assembled in the United States.

### Back to the Bay Area

After twelve years in San Diego, the Brandegees donated their San Diego plant collection to UC Berkeley and returned to the Bay Area to be closer to the Academy of Sciences, UC Berkeley, and other institutions they worked for and supported. Katharine died in 1920, followed by Brandegee in 1925.

### The Not-So-Rare Brandegee's Clarkia

The California Native Plant Society's Rare Plant Treasure Hunt (initiated in 2010) volunteers found that Brandegee's clarkia (*Clarkia biloba* subsp. *brandegeae*) is more common than previously thought. As such, its California Rare Plant Rank status has been downgraded from CRPR 1 to CRPR 4.



## GROW IN ABUNDANCE

### Renters Put Down Roots in Compact, Portable, Urban Gardens

By Sommer Cartier

As far as living in San Diego goes, renting is always going to be a reality - whether it's due to high cost of living, being a transplant, or an increasingly densifying city.

Where gardening is concerned, many of us conjure up images of home ownership, horizontal gardening plots, and weekend home improvement projects. This makes it easy to understand why many of us don't pursue edible gardening as urban renters. We think we don't have the space, the yard, and we simply don't want to invest in property we don't own. But perhaps our biggest misconception about growing our own food is not recognizing that it can grow in small, unconventional spaces.

No matter how temporal your living situation or tiny your home, I encourage you to re-envision your space, challenge this paradigm, and "Bloom where you are planted!"

Container gardens that are portable, compact, and vertical offer a solution for renters wanting to grow their own food. There are some nuances to consider when container gardening. However, with a few helpful tips, a bountiful garden is within reach.

Common challenges encountered in container gardening:

- Container was not the right size for the plant
- Soil dried out
- Plant received too few nutrients
- Space wasn't used to its full potential

#### Solutions:

To make the most of your limited space, get creative. If you're without a deck or patio, plant a vertical garden on your wall or overhang. Pallet gardens<sup>1</sup> and wooly pockets<sup>2</sup> are great ways to utilize a wall. If you're frugal, a shoe organizer<sup>3</sup> is a cheap vertical alternative. Hanging baskets filled with leafy greens or herbs are great for overhangs on a front porch. And if an outdoor garden is not an option, consider planting a garden in your window.

Finding the right size container for your plant is critical to a bountiful garden. Plant varieties that are suitable for small spaces. Renee's Garden has a fantastic line of seeds for container gardens.

Here are some spatial guidelines to follow when choosing a container: For one-gallon containers plant lettuce, Swiss chard, spinach, kale, and herbs. For two-gallon containers consider beets, peppers, eggplants, broccoli, or beans. For



cucumbers, squash, and tomatoes you will need, at minimum, a five-gallon container.

Keep in mind that a portable garden requires some work. Because container plants have limited soil volume, proper watering is critical. If time is limited, select self-watering<sup>4</sup> containers or wicking containers<sup>5</sup>. Consider using repurposed plastic water bottles<sup>6</sup> for DIY drip irrigation. Ollas<sup>7</sup> work well, too. Home Depot carries simple to assemble patio irrigation kits that connect to a timer.

Because of the small nature of a container, your garden will require more frequent feedings than in the ground plants. Give your portable garden a boost of nutrients by feeding it compost, worm castings or fertilizer. Whichever of these methods you use, be sure to follow the directions on the package for plants in containers.

Finally, be sure to harvest your garden regularly. Removing mature leaves and fruit will direct energy toward producing new growth and new fruit. In eating from your garden regularly, you will enjoy a larger bounty over the course of the season. Just remember, a healthy garden is a harvested garden!

#### Resources:

1. Pallet Gardens: [lifeonthebalcony.com/how-to-turn-a-pallet-into-a-garden/](http://lifeonthebalcony.com/how-to-turn-a-pallet-into-a-garden/)
2. Wooly Pockets: [woollypocket.com/](http://woollypocket.com/)



## OUR COLUMNISTS



as a tool for community engagement. In her current position as a Branch Manager for the Boys & Girls Clubs of Greater San Diego, she is developing a garden program, Youth Grow, which aims to encourage children to make healthy food choices and connect them to their natural environment.

✿

## LOVE TO GARDEN? LOVE THE SAN DIEGO COUNTY FAIR?



Lots of jobs  
are available  
for all shifts at the  
2017 Paul Ecke, Jr.  
Garden Show  
**June 2 - July 4**

Contact Coordinator  
**Cindy Benoit**  
@ **760-473-4244!**

3. Shoe Organizers: [birdsandblooms.com/backyard-projects/recycled-garden-ideas/shoe-organizer-herb-garden/](http://birdsandblooms.com/backyard-projects/recycled-garden-ideas/shoe-organizer-herb-garden/)

4. Self Watering Containers: [deepgreenpermaculture.com/diy-instructions/diy-self-watering-pots-and-mini-wicking-beds/](http://deepgreenpermaculture.com/diy-instructions/diy-self-watering-pots-and-mini-wicking-beds/)

5. Wicking Containers: [deepgreenpermaculture.com/diy-instructions/diy-self-watering-pots-and-mini-wicking-beds/](http://deepgreenpermaculture.com/diy-instructions/diy-self-watering-pots-and-mini-wicking-beds/)

6. Repurposed plastic water bottles: [lifehacker.com/5906073/repurpose-a-soda-bottle-into-a-diy-irrigation-system](http://lifehacker.com/5906073/repurpose-a-soda-bottle-into-a-diy-irrigation-system)

7. Ollas: [change-making.com/make-your-own-flowerpot-ollas/](http://change-making.com/make-your-own-flowerpot-ollas/)

Sommer Cartier is a certified Master Gardener with an MA in International Development and Social Change. Her specialty is working with local food systems and using gardens

### SDHS SPONSOR



**10% Discount for  
SDHS Members**

400 La Costa Avenue  
Encinitas

Open to the Public

Daily 9am to 5pm  
(760) 753-3153

[andersonslacostanursery.com](http://andersonslacostanursery.com)

### SDHS SPONSOR

#### NORTH COUNTY'S MOST UNIQUE ASSISTED LIVING COMMUNITY



**Call for a Personal  
Tour of our Homes,  
Greenhouse and  
Organic Fields.**

858-674-1255 x 202

**SUNSHINE  
CARE**

*A Community of  
Assisted Living Homes*

Member of the  
SD Horticultural Society

[www.sunshinecare.com](http://www.sunshinecare.com)

12695 Monte Vista Road  
Poway, CA 92064

Lic#374601087

**Specializing in Memory Care,  
Intergenerational Programs  
and Horticultural Therapy**

- 7 care homes on 32 acres featuring 5 organic gardens, a greenhouse, fruit orchards, and California wildflowers.
- Organically grown fruits, vegetables and herbs used in our home cooked meals.
- Only 15 minutes from Del Mar and La Jolla on Route 56.
- FREE ongoing *Garden Lecture Series* with Farmer Roy Wilburn. For serious garden enthusiasts. Join us monthly, on the 3rd Saturday, at 10:30 a.m.
- Composting & Vermiculture Program
- Award-winning Intergenerational *Seed to Table* Program.



## OUR COLUMNISTS

### BOOK REVIEW

#### *In a Pickle: A Family Farm Story*

By Jerry Apps

Reviewed by Caroline McCullagh

I periodically grab a handful of books at a used bookstore. I'm not terribly selective. I choose anything that looks like it might possibly fit in this column. That's how I came across *In a Pickle*. I was surprised when it turned out to be a novel, not a memoir.

It's a very gentle novel. Current popular style is to have a major conflict on page one to hook the reader. On page one of this book, Andy Meyers, a veteran of the Korean War, hoes cucumbers and watches an unfamiliar pickup truck on the dirt road that runs past his family farm in Ames County, Wisconsin.


The year is 1955. Dwight Eisenhower is president. The first American advisors are sent to Vietnam. "Rock Around the Clock" by Bill Haley and His Comets is ushering in a new era in music. The Salk polio vaccine has just been approved. Ray Kroc opens his first McDonalds. Disneyland opens. And Rosa Parks refuses to yield her bus seat to a white person.

Changing times have come to America. Ames County is not spared. Farming in America is changing. Large food distributors are trying to both convince and force farmers to produce more by increasing their acreage (which will push a lot of small farmers off the land) and by producing more on each acre. Andy is caught in the middle. During the summer, he runs the local branch of a large corporation, the H.H. Harlow Pickle Company.

And this is what this book is about. Andy has to decide whether he can and will continue to farm as his father and grandfather did before him, or whether he must convert to the new style of farming as exemplified by his girlfriend's father, who's acquiring acreage, hiring migrant workers, and squeezing every dollar out of the land that he can.

You may be scratching your head and wondering how this book relates to gardeners in San Diego County. I've said right along that I think we're mini-farmers, and we're making, on a small scale, the same kinds of decisions Andy is. Andy wants to be a steward of the land. Will modern life allow this for him and for us?

This is a charming book. The characters are engaging, and the issues are worth thinking about. I really enjoyed it. I'm the



granddaughter and niece of farmers, so many of these issues were part of my life. (I graduated from junior high school in 1955.) It was like a little experience of time travel. Even if you're younger than I am, and you don't have first-hand memories of those times, I think you'll enjoy the experience.

P.S. Check out the author's website ([jerryapps.com](http://jerryapps.com)). He has a slew of other books that also look interesting. 🌱

### SDHS SPONSOR

10% DISCOUNT FOR SDHS MEMBERS

OPEN 8AM TO 5PM  
**BARRELS & BRANCHES**  
GARDEN AND GIFT

FOLLOW US  
 

Plant Nursery • Event Space  
Design & Installation Services

1452 Santa Fe Drive, Encinitas  
760.753.2852 | [barrelandsbranches.com](http://barrelandsbranches.com)

### SDHS SPONSOR

12755 Danielson Court  
Poway, CA 92064  
(858) 513-4900  
FAX (858) 513-4790  
Open 9-5, 7 days a week



3642 Enterprise Street  
San Diego, CA 92110  
(619) 224-8271  
FAX (619) 224-9067  
Open 8-5, 7 days a week

Free Garden Classes at both locations on Saturday mornings  
[www.walterandersen.com](http://www.walterandersen.com)

### SDHS SPONSOR

**Sunshine Gardens**  
It's time to plant ... Come on Down!

We have just about everything  
the gardener in you is looking for:

- ☛ Bedding Plants ☛ Shrubs
- ☛ Citrus ☛ Houseplants
- ☛ Vegetables ☛ Fertilizers
- ☛ Soils ☛ Seed
- ☛ Trees ☛ Pottery

When you're here also visit  
Elizabethan Desserts & Twigs by Teri

**SUNSHINE GARDENS ENCINITAS**  
155 Quail Gardens Drive  
Encinitas  
(760) 436-3244

[www.sunshinegardensinc.com](http://www.sunshinegardensinc.com)

Open 7 Days Monday-Saturday 7:00-5:00; Sunday 9:00-4:00



### SHARING SECRETS

Edited by Dayle Cheever

This column is written by you, our members! Each month, we'll ask a question and print your responses the following month. You can find copies of previous Sharing Secrets on our website at [sdhort.wildapricot.org/SharingSecrets?eid=1093874](http://sdhort.wildapricot.org/SharingSecrets?eid=1093874). Also, you can continue the discussion by adding new replies online to Sharing Secrets topics.

**The question for May was: Sometimes we just want flowers in our garden, even though they take more water. What annuals are you planning to plant for spring and summer?**

**Sylvia L. Keating:** Even though many consider alyssum a lowly plant, I like the plant very much. I discovered Walter Anderson's nursery in Poway (and probably Point Loma, too) carries a wonderful, low growing white alyssum called 'Snow Crystals'. It reseeds, of course, but keeps a wonderful, very low mounding shape. I don't see the seeds for it anywhere. It's a special plant.

#### SDHS SPONSOR



**SOUTHWEST**  
BOULDER & STONE

ESTD 1989

**Landscape  
Rock & Supply  
Superstore**

**We Deliver!**

4 Convenient  
SD Locations

PACIFIC BEACH • CHULA VISTA  
ESCONDIDO • FALLBROOK

[SOUTHWESTBOULDER.COM](http://SOUTHWESTBOULDER.COM)

**Rebecca Prater:** I have pots and pots of freesias. They are so easy. When the foliage dies back, I just stack the pots in the potting shed until the next February rolls around, when I move them out to the patio again. Sweet peas self-seed all over the garden and come back year after year. Love the fragrance!

**Jim Bishop:** I underplanted some of my potted agaves years ago with blue trailing lobelia. They last until hot weather sets in and I let them dry out a bit before removing some, so they leave some seed behind. Each fall they germinate and I move the little plants around as needed and the cycle repeats. Some years, if needed, I'll add a few new, small plants from the nursery. I've tried a few other plants but love the blue and lobelia seems to be ignored by snails.



Jim Bishop's tried-and-true agave and blue trailing lobelia make for a perfect pairing.

**Kathleen Voltin:** I put dahlia bulbs in this year for sentimental reasons. We have roses that my son uses for grafting.

**Heather Hazen:** Many of my annuals reseed themselves and they include Oriental poppies (red and lavender), *Cerinth major* (Honeywort), California poppies, larkspur, calendulas, and nasturtium. Growing in coastal Encinitas.

## DIGGING WITH OUR MEMBERS

**Carol Bratton:** This year I planted nasturtium seeds around my veggie beds. Not only are the flowers and leaves decorative, they're EDIBLE. I have a half-dozen Talavera pots in my courtyard: at the gate, near my fountain, by my patio table, and beside the front door. I keep them filled with annuals in season for bright spots of color. The beds in the 50' x 60' courtyard tend to greenery: Naked Lady strappy leaves, rosemary, calandrinia, ribes, tree poppy, a coast live oak, three peppermint trees, and a chaste tree. In the center, a mini-lawn for the grandchildren. Sorry for the common names. I don't have a plant manual here. Currently I am in Hazyview, South Africa, at an inn near the entrance to Kruger National Park. They have had years of drought, just as we have had. I can assure you that they don't plant annuals. They rely on color from cape plumbago, cape honeysuckle, orange cannas, flame trees, floss silk trees, and a host of indigenous shrubs I don't recognize with yellow or white flowers and/or variegated foliage. The lush 10-acre grounds depend on rainfall. They did have ample rains in the last two months, just as we enjoyed. We share the same climate as South Africa. That's why we import so many of their plants! P.S. Membership: I hope to find a printed copy of the newsletter when I return in a few weeks. Thanks!

**Susan Starr:** I'm going to plant gomphrena again. Last year, I had orange ones in my front yard that bloomed throughout the summer and purple ones in the back, in the fall. They get by on relatively little water and make a bright spot in the garden. A nice easy care plant.

**Dayle Cheever:** I have amassed a rather diverse collection of flowering annuals over my 35 year tenure at my coastal garden. Spring is signaled in my patio garden by naturalized freesias in purple, yellow, cream, and red, which are followed closely by masses of nasturtiums that were here when I moved in and have been slowly trained to return along the edges of my backyard. A number of years ago, I received some Oriental poppy seeds and have enjoyed the return of a forest of red, pom-pom shaped poppies each spring. The plants are huge, but the flowers are worth the hassle. In addition, I have California poppies that have also naturalized and they returned with gusto this year. They even came up in my spinach bed and I did not have the heart to pull them, so they took over. All of these annuals have returned without any additional water from me, though the show will be fairly short-lived. The rain this season has made all of my flowering plants happy this year. I even have a remarkable bloom from the various tillandsia balls scattered around my yard, which are currently covered with blue and pink flowers. 🌿



Naturalized California poppies aren't fussy about where they plant themselves in Dayle Cheever's backyard.

### SDHS SPONSOR



SHOP FOR PLANTS. LEARN ABOUT SUCCULENTS.

**cacti.com**

SERRA GARDENS LANDSCAPE SUCCULENTS



### APRIL 2017 PLANT DISPLAY

By Sherrill Leist and Lisa Marun

#### What is the Plant Display?

Each month, members bring in plants, cuttings, or flowers and put them in blue bottles on our display tables at the monthly meeting. What a great way to see which plants grow well in our area. EVERYONE is invited to participate. All plants are welcome. Write descriptions similar to those below and put them with your plant(s).

Join the fun and bring something to the next meeting. We thank those people who brought in plants to show to other members.

**Available FREE on our website:  
All 22 years worth of plant descriptions!  
Go to [tinyurl.com/Plant-Descriptions](http://tinyurl.com/Plant-Descriptions).**

***Ceanothus* spp.** CALIFORNIA LILAC (Rhamnaceae)  
California

Three varieties of this hybrid with dark green leaves and bright blue flowers were presented. 'Yankee Point' (*Ceanothus thyrsiflorus* var. *griseus* 'Yankee Point') is a low-growing ground cover that, according to San Marcos Growers, is "By far, the most commonly planted selection of [*Ceanothus*] in California." It is fast-growing and "reaches 2 to 3 feet tall and spreads 8 to 12 or more feet wide." 'Concha' is a popular, easy-to-grow six to eight foot tall shrub that is drought-tolerant. With proper care, this plant will reward you with 25-year lifespan or more. 'Wheeler Canyon' is a compact four to six foot version of 'Concha', but it can quickly sprawl and get woody. Regular light fall pruning can help control its spread. (Jason Chen, Del Mar; 4/17) – S.L. & L.M.

***Cerinth major* 'Purpurascens'** PRIDE OF GIBRALTAR,  
HONEYWORT, BLUE SHRIMP PLANT (Boraginaceae)  
Mediterranean Region

This Mediterranean cultivar is an annual easily grown from seed (these are from Renee's Garden Seeds). Its honey-like scent attracts bees to its small, deep-purple bracts that resemble bells and it has grayish-green eucalyptus-like leaves. The plant does best in full sun or partial shade and is generally happy in a variety of soils. (Sue Martin, Point Loma, 4/17) – S.L. & L.M.

**x *Chiranthofremontia lenzii*** MONKEY HAND TREE  
(Malvaceae) Hybrid

This hybrid between *Fremontodendron* and *Chiranthodendron pentadactylon* (Mexican hand tree) was created by a California nurseryman. The leaves are lobed and hairy and the impressive three-inch blooms are yellow-orange star-shaped cups with



Jim Bishop's  
beautiful  
arrangement

tiny brown fuzz on the exterior. The cups open to reveal a "monkey claw"—five stamens attached at the interior base that look like they're standing up and waving. The hybrid (or plant) grows to about feet high and, under ideal conditions, lives fifty years. (Jim Bishop, San Diego, 4/17) – S.L. & L.M.

***Grevillea* 'Red Hooks'** (Proteaceae) Australia

This fast growing shrub generally reaches ten to fifteen feet tall and is thought to be a hybrid of *G. longifolia* x *G. tetragonoloba*. The cultivar blooms throughout the year with bright red three-inch horizontal strips of hooks and look their best in late winter and early spring. Nectar feeding birds are attracted to the red hooks and the cut foliage is popular for floral arrangements. The plant is ideal for use as a screen/hedge or in the landscape. Once established, it needs little irrigation. (Jim Bishop, San Diego, 4/17) – S.L. & L.M.

***Leucospermum cordifolium* 'High Gold'** YELLOW  
PINCUSHION FLOWER (Proteaceae) South Africa

This full sun, low water mounding shrub grows to five feet and spreads over six feet. It is recognized in spring by its bright yellow dome pincushions that last well as cut blooms. It is drought tolerant but not cold hardy. The plant was first hybridized in San Diego as an improvement on *Leucospermum cordifolium* 'High Bird' (Nameless donor, 4/17) – S.L. & L.M. 🌿

## DISCOUNTS FOR MEMBERS

(see ads for more discounts)

Get a 15% discount at **Briggs Tree Co.**  
([www.briggstree.com](http://www.briggstree.com); tell them to look up the  
"San Diego Hort Society Member" account).

Get a 10% discount at **San Diego Botanic Garden**  
on Family/Dual or Individual memberships. Just state you  
are a current member of SDHS on your membership form.  
It cannot be done online, so mail it in or bring it to the  
Garden. Info: Josh Pinpin, [jpinpin@SDBGarden.org](mailto:jpinpin@SDBGarden.org).

Join **Grangetto's** FREE Garden Club for helpful info  
delivered to your inbox: [grangettosgardenclub.com](http://grangettosgardenclub.com).

## DIGGING WITH OUR MEMBERS

### SDHS SPONSOR



**EST. 1970**  
**GREATSOIL LLC**  
WWW.GREATSOIL.COM

North County's Premium Supplier of  
Bark • Topsoils • Mulch • Sod • Seed

641 Rock Springs Road  
Escondido, CA 92025

[www.greatsoil.com](http://www.greatsoil.com)




**No Added Greenwaste**

**Call Today! (760) 740-9191**

**HOME DELIVERY AVAILABLE**

**SAVE WATER  
APPLY MULCH**

**Free Delivery on 10yds Bark or 15 yds Soil in San Marcos and Escondido**

<p><b>PREMIUM BARK</b></p> <p>Mini Fir Nuggets • Shredded Fir Medium Fir Nuggets 3/8" Fir Bark Shredded Redwood/Gorilla Hair Shredded Mulch - Coarse and Fine</p> <p><b>PREMIUM TOPSOILS</b></p> <p>Landscape Mix for Grass Planter Mix for Vegetable &amp; other Gardens Container Mix for Greenhouse Plants Bio Retention Soil Palm Mix California Native Plant Mix Custom Mixes on Request</p> <p>MARATHON SOD &amp; MARATHON SEED</p>	<p><b>OTHER PRODUCTS</b></p> <p>Pumice • Perlite- #3 Decomposed Granite Black Lava Rock (small and large) Sand • Peat Moss Certified Playground Mulch Rubber Mulch</p> <p><b>SOIL AMENDMENTS</b></p> <p>Nitrolized Shavings 1:1 Soil Rejuvenation and Grass Topper Soil Conditioner 1:3 Concentrated Extra Strength Gypsum</p>
---	--

**10% OFF**  
for the members  
of SDHS

### SDHS SPONSOR

## Great Results Start with Great Soil!



**KelloggGarden.com**  
is proud to support the  
*San Diego Horticultural Society*  
for a greener world



### SDHS SPONSOR

## FIND A DESIGNER NEAR YOU!




Association of  
Professional  
Landscape  
Designers  
San Diego District

Go to **www.  
apldca.org**  
and type in  
your zip code.

APLD—Where Residential Landscape Design Begins

### SDHS SPONSOR



**Solana Succulents**  
355 N. Hwy 101  
Solana Beach, CA 92075  
(858) 259-4568  
[www.solanasucculents.com](http://www.solanasucculents.com)

This 340-page, 1000+ color photo book is both a cultural overview and encyclopedia of aloes and agaves in cultivation. These African and Mexican plants are shown thriving in our Southern California suburban habitat, with growing advice and observations from a local succulent nursery owner. Also shown and discussed are the smaller related genera, such as yuccas, beaucarneas, haworthias, gasterias, etc..

Available late April 2016. Quality softcover, retail (est.) \$39.00. Please contact the author at Solana Succulents if you'd like to pre-order.

We are a retail nursery specializing in both common and rare succulents for container culture or landscape. Design help is available.

Open Wednesday - Saturday 10-5  
Sunday 12-4

## Over 100 Years of Gardening Experience...

## Please Join Us

Membership is open to all interested individuals.  
Membership in San Diego Floral is a great way to meet other gardening and horticultural enthusiasts.

### Membership Includes

- Subscription to California Garden, our bimonthly magazine
- Borrowing privileges from our extensive Horticultural Library of 3500+ books
- Reduced fees for selected events
- Quarterly meetings with informative programs
- Regular newsletters



**Don't Miss Out**  
[sdfloral.org/membership.htm](http://sdfloral.org/membership.htm)



1650 El Prado #105,  
San Diego, CA  
92101-1684

**sdfloral.org**





**CALLING ALL CONTAINER GARDEN EXHIBITORS**  
Come join in on the fun at the  
2017 San Diego County Fair's Garden Show  
**"HAPPY TRAILS"**

**Container Plants Classes:** Bromeliads &  
Tillandsias, Cactus & Succulents, Fairy Gardens,  
Ferns & Tropicals, Noteworthy Plants  
and Window Boxes

**Cash Awards and Ribbons available**  
**\$10 per entry (no limit)**

**Entry Deadline: May 5**  
[www.sdfair.com/entry](http://www.sdfair.com/entry)

**Questions? Call: 858 755-1161 x2460**  
**or e-mail [gardenshow@sdfair.com](mailto:gardenshow@sdfair.com)**

**SAN DIEGO EPIPHYLLUM SOCIETY**  
**EPIES IN SPACE**

Balboa Park  
Casa Del Prado

**Sale: May 13th & 14th**  
**9:00 am to 4:00 pm**

**Show: May 14th**  
**11:00 am to 4:00 pm**

**46th Annual**  
**Mother's Day**  
**Show & Sale**

[www.SanDiegoEpi.com](http://www.SanDiegoEpi.com)



230 Quail Gardens Drive, Encinitas, CA  
[SDBGarden.org/events.htm](http://SDBGarden.org/events.htm)

# San Diego BOTANIC GARDEN

**Chocolate Festival**  
**May 13**

**Palm, Cycad, Bamboo  
and Tropical Plant Sale**  
**May 27**

**Fairy Festival**  
**June 17**

**Thursday Family Fun Night**  
**June 1 – August 31**

La Jolla Historical Society's Nineteenth Annual

# *Secret Garden Tour Of La Jolla*



Cherry Swelo 2016

Saturday May 20, 2017

With a Garden & Gift Boutique at Wisteria Cottage

[lajollahistory.org](http://lajollahistory.org) | 858.459.5335

Friday Night Candlelight Garden Soirée

May 19, 2017



TITLE SPONSOR

SANDIEGO  
HOME/GARDEN  
SOCIETY  
MEDIA SPONSOR




## What's Happening? for MAY 2017

The SDHS is happy to publicize items of horticultural interest. See other side for resources & ongoing events.  
Send calendar listings by the 10th of the month before the event to Barbara Patterson at [calendar@sdhort.org](mailto:calendar@sdhort.org).

### ▼ SDHS Sponsor

## DISCOVER EVERGREEN NURSERY



Landscaping? Re-landscaping?  
Just Sprucing Up Your Yard?

### WHY PAY MORE?

**BUY DIRECT FROM THE GROWER AND SAVE!**

### ONE STOP SHOPPING

Incredible selection. Over 500 varieties on 400 acres.  
From small color packs to huge specimen trees.

### DRIVE THRU SHOPPING

Use your car as a shopping cart!!!



### UNBEATABLE VALUE

The discount houses and depots can't compete  
with our grower direct prices.

### Come on out and see for yourself!

- 1 gallon plants starting at \$3.50
- 5 gallon plants starting at \$10.00
- 15 gallon plants starting at \$39.00

**PROMPT DELIVERY AVAILABLE**

### Hours - call to confirm

ALL LOCATIONS:

Monday – Saturday, 7:30 a.m. to 5:00 p.m.

Sunday 9:00 a.m. to 6:00 p.m.

## Free Monthly Seminar

*Starting at 10am at two locations: Carmel Valley and Oceanside*

### May 6, Just for Kids (6-12 years)

Students will make a color bowl planted with flowers. Great Mother's Day gift! Children must be accompanied by an adult.

### May 20, Citrus and Avocados

Learn all about your favorite varieties and how to take the very best care of them.

Each FREE seminar is approximately 1 hour long. Come to the location nearest you! Refreshments will be provided. Seminar attendees receive a coupon for an instant discount for any purchases made the day of the seminar!

To view our entire seminar schedule and check  
our hours of operation, visit us at

**[www.evergreennursery.com](http://www.evergreennursery.com)**

### Three Convenient Locations:

#### CARMEL VALLEY

13650 Valley Rd.  
(858) 481-0622

#### OCEANSIDE

3231 Oceanside Blvd.  
(760) 754-0340

#### EL CAJON

9708 Flinn Springs Rd., (619) 443-0873

## Events at Public Gardens

❖ **Alta Vista Gardens** Contact info on other side  
TBA – check their website calendar.

❖ **San Diego Botanic Garden** Contact info on other side  
**May 6 and 7, 9:00am – 4:00pm, Misti Washington Gourd and Basket Guild:** Thirty classes for students of all abilities. Learn basket weaving and/or decorative gourd skills. Complete information at: [www.baskets-gourds.com](http://www.baskets-gourds.com). Registration and materials fees vary.

**May 27, 9am-3pm, Palm, Cycad, Bamboo and Tropical Plant Sale:** One-of-a-kind event featuring rare and exotic species from exceptional Southern California nurseries. Co-hosted by the Palm Society of Southern California and San Diego Botanic Garden. Questions: Phil Bergman at (619) 291-4605, Free with paid admission or membership.  
**Last Saturday of month, 10:30am, Waterwise Tour:** There are so many alternatives to using large amounts of water in the garden. Come see the gardens and take home lots of tips for conserving water in your own garden.

### ❖ The Water Conservation Garden

Contact info on other side. For ALL events below, please register online or at (619) 660-0614.

**May 6, 10am-noon, Beautiful Butterflies:** Kojira Shiraiwa, author, will show you butterflies in a way you have never seen them before. Members \$5, Non-Members \$15. Register at: [www.thegarden.org](http://www.thegarden.org)

**May 20, 10am-noon, Spring/Summer Garden Care:** Get your garden ready for the dry season. Learn appropriate techniques and valuable tips on how to maintain happy plants in the warm months. (Part of this class will be outdoors.) Members free, Non-Members \$10. Register at: [www.thegarden.org](http://www.thegarden.org)

## Events Hosted by SDHS Sponsors

Please thank them for supporting SDHS!

### ◆ Barrels & Branches Classes & Workshops

Info: [www.barrelsandbranches.com](http://www.barrelsandbranches.com). See ad on page 17.

### ◆ Evergreen Nursery: FREE Seminar Details in left column

### ◆ Sunshine Care: FREE Seminar Each Month

**May 20, 10:30am-noon:** "Beyond Drip- Super Efficient Olla Irrigation". Speaker: David Bainbridge, expert on gardening with less water. RSVP: (858) 472-6059 or [roy@sunshinecare.com](mailto:roy@sunshinecare.com). [www.sunshinecare.com](http://www.sunshinecare.com). See ad page 13.

### ◆ Walter Andersen Nursery FREE Saturday Classes

Details at [www.walterandersen.com](http://www.walterandersen.com); address in ad on page 16.

#### Point Loma, 9am

May 6 To Be Determined  
May 13 To Be Determined  
May 14 To Be Determined  
May 20 To Be Determined  
May 27 To Be Determined

#### Poway, 9:30am

Your Own Food Forest  
Rose Show (no class)  
Rose Show Until 4pm  
Summer Lawn Care  
Citrus Varieties and Care

### May 8:

## Foliage First With Karen Chapman

See page 1 & website for details

**More garden-related events  
on other side.**

## Other Garden-Related Events:

Check with hosts to confirm dates & details

**May 6 & 7, Vista Garden Club:** 83rd Annual Flower Show and Plant Sale. May 6, Flower Show 2pm-5pm; Plant Sale Noon-4pm. May 7, Flower Show and Plant Sale, 10am-4pm. Brengle Terrace Park Recreation Center, 1200 Vale Terrace Dr., Vista. Info: [www.vistagardenclub.org](http://www.vistagardenclub.org)

**May 6 (9am-4pm) & 7 (9am-2pm) La Mesa Beautiful Annual Plant Sale:** Great selection of flowers, trees, cacti, succulents, veggies, herbs and more. Sale raises funds for horticultural scholarships. St. Andrew's Episcopal Church, 4816 Glen St., La Mesa.

**May 6, 8:30am-3pm, Bonita Valley Garden Club:** Plant Sale. Bonita Museum, 4355 Bonita Rd., Bonita, CA.

**May 9, 10am, Dos Valles Garden Club:** Rodney Melvin will speak about "Vermiculture, The Practical Approach for Home Gardeners". St. Stephen Catholic Church, 31020 Cole Grade Road, Valley Center. More info: [www.dosvallesgardenclub.org](http://www.dosvallesgardenclub.org)

**May 10, 9am, Poway Valley Garden Club:** Social and business meeting at 9am, followed at 10:30am by Mary Friestedt, UCCE Master Gardener and herb specialist speaking about "Amazing Herbs". Learn how to identify, grow and propagate these low water use plants. More info at: [www.powaygardenclub.org](http://www.powaygardenclub.org) or call 858-231-7899

**May 10, 9:30am, Bonita Valley Garden Club:** Floral artistry by David Root. Meeting held at Bonita-Sunnyside Library, 4375 Bonita Road, Bonita. More info: Darlene Montgomery, 619-267-1585.

**May 10, 10am, Point Loma Garden Club:** A presentation "Colorful Plants for Waterwise Gardens". Portuguese Hall, 2818 Avenida de Portugal, San Diego. More info: [www.plgc.org](http://www.plgc.org)

**May 13 & 14, San Diego Epiphyllum Society:** Mother's Day Flower Show & Sale. Sale is Saturday and Sunday from 9am-4pm; Flower Show is Sunday only 11am-4pm. Casa del Prado, Balboa Park.

**May 18, 11:30am, Chula Vista Garden Club:** Program will be Tea in the Garden with Janet Goff, owner of the shop My Cup of Tea. The game of Teago and, an introduction to various types of tea.

**May 18, 11am, San Diego Floral Association:** Join the SDFA for a free docent led tour of the Balboa Park Botanical Building. Meet at the south end of the Lily Pond, Balboa Park. Info: 619-232-5762 and [www.sdfloal.org](http://www.sdfloal.org).

**Do you belong to a club or organization whose events aren't listed above?**

For a FREE listing (space permitting) send details by the 10<sup>th</sup> of the month BEFORE the event to Barb Patterson at [calendar@s hort.org](mailto:calendar@s hort.org).

**For an extensive list of garden club meetings and events, visit**  
**[www.sdfloal.org/calendar.htm](http://www.sdfloal.org/calendar.htm)**

## Resources & Ongoing Events:

**ALTA VISTA BOTANIC GARDENS:** Open Monday-Friday 7:00-5:00; 10:00-5:00 on weekends. Fee: members/free; non-members/\$5. 1270 Vale Terrace Drive, Vista. Info: [www.avgardens.org](http://www.avgardens.org) or (760) 945-3954.

**SAN DIEGO BOTANIC GARDEN:** (formerly QUAIL BOTANICAL GARDENS): Open daily 9-5 (closed Thanksgiving, Christmas, New Year's Day); 230 Quail Gardens Dr., Encinitas. Fee: \$14/adults, \$10/seniors, \$8/kids 3-12; parking \$2. Free to members and on the first Tuesday of every month. (760) 436-3036; [www.SDBGarden.org](http://www.SDBGarden.org).

**THE WATER CONSERVATION GARDEN:** Open 9-4 daily, FREE. Docent-led tours every Saturday at 10:00am. 12122 Cuyamaca College Drive West, El Cajon, (619) 660-0614 or [www.thegarden.org](http://www.thegarden.org).

**MISSION TRAILS REGIONAL PARK:** Guided hikes Wed., Sat. & Sun. Visitor Center open 9-5, off Mission Gorge Rd., San Carlos, (858) 668-3275.

**MASTER GARDENER HOTLINE:** Gardening questions answered by trained volunteers Mon.-Fri., 9-3, (858) 822-6910, [www.mastergardenerssandiego.org](http://www.mastergardenerssandiego.org).

**SAN ELIJO LAGOON CONSERVANCY:** Free 90-minute public nature walk 2nd Saturday of each month start at 9:00 am. Call (760) 436-3944 for details.

**DESERT WILDFLOWER HOTLINE:** Anza-Borrego Desert State Park: (760) 767-4684. Info., events, road conditions, etc.: (760) 767-5311 or [www.desertusa.com/wildflo/wildupdates.html](http://www.desertusa.com/wildflo/wildupdates.html).

**WILDFLOWER HOTLINE:** March to May call the Theodore Payne Foundation hotline: (818) 768-3533 for info. on blooms in Southern California and elsewhere; visit [www.theodorepayne.org](http://www.theodorepayne.org).

### BALBOA PARK:

**Offshoot Tours:** FREE 1-hr walking tour in Balboa Park every Sat., 10am. Meet at Visitors Center; canceled if rain or less than 4 people. (619) 235-1122.

**Botanical Building** is one of the world's largest lath structures, with 1200+ plants and lavish seasonal displays. FREE. Open Friday-Wednesday, 10am to 4pm.

**Botanical Library:** Room 105, Casa del Prado, Mon.-Fri. and first Sat., 10am-3pm, FREE. Info: (619) 232-5762.

**Japanese Friendship Garden:** Tuesday to Sunday, 10am-4pm. Fees: Free 3<sup>rd</sup> Tuesday; \$5/family; \$2/adult, \$1/seniors/students; (619) 232-2721, [www.niwa.org](http://www.niwa.org).

**Canyoneer Walks:** FREE guided nature walks Saturday & Sunday. (619) 232-3821 X203 or [www.sdnhm.org](http://www.sdnhm.org)

**Balboa Park Ranger Tours:** FREE guided tours of architecture/horticulture, Tuesdays & Sundays, 1pm, from Visitors Center. Info: (619) 235-1122.

**San Diego Natural History Museum:** Exhibits, classes, lectures, etc. (619) 232-3821; [www.sdnhm.org](http://www.sdnhm.org).

**S.D. Zoo:** Garden day 3rd Friday of every month from 10am. Pick up schedule at entry. Info: (619) 231-1515, ext 4306; [www.sandiegozoo.org](http://www.sandiegozoo.org).

### Garden Radio Show:

**Garden America Radio Show (local).** Saturday 8-9am on KPRZ 1210AM radio. Hosts Bryan Main, John Bagnasco and Tiger Palafox. Call-in questions to toll-free number (855) 424-9825. Each show also features an industry "expert". Podcast and live stream are available through "Biz Talk Radio". Archived shows are posted on the "Biz Talk Radio" website: [www.biztalkradio.com](http://www.biztalkradio.com).

### San Diego County Farmers Markets

[www.sdfarmbureau.org/BuyLocal/Farmers-Markets.php](http://www.sdfarmbureau.org/BuyLocal/Farmers-Markets.php)