

# Let's Talk Plants!

Newsletter of the San Diego Horticultural Society

June 2008, Number 165

## Renew Early and Save

SEE PAGE 4

**HUGE PLANT SALE**

**PAGE 6**

**FREE RARE FRUIT CLASSES**

**PAGE 10**


**CHANGES AT BUENA CREEK GARDENS**

**PAGE 11**

**AMERICA'S FIRST WOMAN SCIENTIST**

**PAGE 12**

On the Cover: SDHS Fair Garden



SAN DIEGO  
HORTICULTURAL  
SOCIETY



SDHS Display garden at the 2005  
San Diego County Fair





## In This Issue...

- 4 Important Member Information
- 5 Horticulturists Of The Day At The San Diego County Fair Flower & Garden Show
- 5 Learn More...
- 5 From The Board
- 6 Upcoming Garden Tours
- 7 Plants That Produce
- 7 Garden Gourmet
- 8 Hemerocallis At QBG
- 8 Molecular Biology in the Garden: Part I
- 9 Welcome New Members!
- 9 What's Up At Quail Botanical Gardens?
- 10 Book Review
- 10 Community Outreach
- 11 Steve Brigham's Wide World of Plants
- 12 The Real Dirt On...
- 13 Creating A Cutting Garden At Home
- 14 Sharing Secrets
- 22 Classified Ads

### ALL INSERTS ARE AFTER PAGE 24

Calendar/Resources Ongoing Events

**Cover Image:** In 2005 Bill Teague (shown here) designed the award-winning garden pictured on the cover. To see the fabulous garden he's putting in this year please visit us at the Fair between June 14 and July 6.



## The San Diego Horticultural Society

### MEETINGS

The San Diego Horticultural Society meets the 2nd Monday of every month (except June) from 6:00pm to 9:00pm at the Surfside Race Place, Del Mar Fairgrounds, 2260 Jimmy Durante Blvd. Meetings are open and all are welcome to attend. We encourage you to join the organization to enjoy free admission to regular monthly meetings, receive the monthly newsletter and numerous other benefits. We are a 501(c)(3) non-profit organization.

### MEETING SCHEDULE

5:00 – 6:00 Meeting room setup  
6:00 – 6:45 Vendor sales, opportunity drawing ticket sales, lending library  
6:45 – 8:00 Announcements, speaker, drawing for three plants  
8:00 – 8:15 Break for vendor sales, opportunity drawing ticket sales, lending library  
8:15 – 9:00 Plant forum and opportunity drawing. Vendor sales continue to 9:15.  
9:00 – 9:15 Final vendor sales, lending library

### MEMBERSHIP INFORMATION

To join, send your check to: San Diego Horticultural Society, Attn: Membership, P.O. Box 231869, Encinitas, CA 92023-1869. Individual/one year—\$25, two years—\$45, five years—\$100; Family/one year—\$30, two years—\$55, five years—\$120; Group or Business/one year—\$30; Students/\$16 (w/proof of enrollment); Contributing/\$75 or more; Life/\$600. For membership questions contact [membership@sdhortsoc.org](mailto:membership@sdhortsoc.org) or Sheldon Lisker at (951) 244-3502.

### FUTURE MEETINGS & EVENTS IN 2008

- June 2-8** Philadelphia Garden Tour  
**NO JUNE MEETING**
- July 14** Robert Herald, Philadelphia Gardens: Great and Small, Quaint and Queer (members free, non-members \$5)
- August 11** Pat Welsh, The Secret Life of Cool-Season Crops (members free, non-members \$5)
- September 8** Renee Shepherd, What's New and Unique From Seed (members free, non-members \$5)
- October 13** Bob Dimattia, Bamboo, the Earth and Us (members free, non-members \$5)
- November 10** Koby Hall, Garden Treasures of the Pacific Northwest (members free, non-members \$5)
- December 8** Pete Anderson & other experts, Backyard Vineyards in San Diego County (members free, non-members \$5)

[www.sdhortsoc.org](http://www.sdhortsoc.org)

Website sponsored by ALL.EA Web Design & Horticultural Photography, [www.allea.com](http://www.allea.com)

## Visit Our Display Garden at the Fair!

*Come Share the Fun from June 14 to July 6 and see what's new and exciting for your garden...*

The Flower & Garden Show is a great reason for gardeners to visit the San Diego County Fair. There's always something enticing- an innovative fountain, a bold color scheme, at least a few new plants you just can't live without. Bill Teague is installing the SDHS display garden for the sixth consecutive year; each year it gets better and better. Come visit and say hi to our Horticulturists of the Day and ask them about the display plants and any other gardening questions you have! We'll have a handout of the exceptional plants used in our display. We select top specimen plants from *all* the display gardens, and will have a list of those plants, too. Come to the Fair and get revved up about new garden possibilities!

***Want to volunteer? See page 5 for details!***



## The Mission of the San Diego Horticultural Society

is to promote the enjoyment, art, knowledge and public awareness of horticulture in the San Diego area, while providing the opportunity for education and research.

ESTABLISHED SEPTEMBER 1994

### SDHS BOARD MEMBERS

**Judy Bradley** – Co-Chair-Program Committee  
**Bette Childs** – Member at Large  
**Mark Collins** – Finance/Budget Committee  
**Julian Duval** (ex officio)  
**Pat Hammer** – Vice President  
**Kay Harry** (ex officio)  
**Pamela Homfelt** – Community Relations Coordinator  
**Jason Kubrock** – Member at Large  
**Carol Ann Lewin** – Co-Chair-Program Committee  
**Sheldon Lisker** – Co-Chair Membership Committee  
**Jackie McGee** – Treasurer, Chair-Budget & Finance Committee  
**Susan Morse** – Co-Chair Membership Committee, Program Committee  
**Cindy Sparks** – Chair-Publicity Committee  
**Bill Teague** – Chair-Events & Outreach Committee, Opportunity Drawing & Plant Raffle  
**Susi Torre-Bueno** – President, Newsletter Editor  
**Don Walker** (ex officio)  
**Lucy Warren** – Secretary, Liaison to H&G Shows

**Let's Talk Plants!**, the newsletter of the San Diego Horticultural Society, is published the first Monday of every month.

**Editor/Advertising:** Susi Torre-Bueno; 1941 Vista Grande Dr., Vista, CA 92084; voice (760) 295-7089, fax (760) 295-7119, newsletter@sdhsoc.org.

**Calendar:** Send details by the 10th of the month before event to calendar@sdhsoc.org.

**Sponsorship Info:** Susi Torre-Bueno (above).

Copyright ©2008 San Diego Horticultural Society, Encinitas, CA. All rights reserved.  
 Not to be reproduced by any means for any purpose without prior written permission.  
 ISSN: 1544-7472

## BECOME A SPONSOR!

### Do you own a garden-related business?

SDHS sponsorships have high recognition and valuable benefits, including a link to your website, discounts on memberships for your employees, and free admission to SDHS events. This is a wonderful way to show your support for the SDHS. Sponsors help pay for our free meetings, annual college scholarships, and other important programs. Sponsorships start at just \$100/year; contact info@sdhsoc.org or (760) 295-7089.

Sponsors are listed on page 9; those with ads in the newsletter have the words **SDHS Sponsor** above their ads.

We thank them for their extra support!

## Important Member Information

### THANKS, VOLUNTEERS!

The May newsletter had an article about our outreach table at the March 30<sup>th</sup> Earth Day Celebration at Mission San Luis Rey. Thanks to Susan Morse, Victoria Schaffer, Cathy Tylka, and Louise Anderson for sharing table duties at this event. In early April we had an information table at the Master Gardeners Spring Seminar, and we send thanks to Linda Scott and Michelle Ventura for staffing the table. They sold memberships and tree books, and told people about what fun the SDHS is. Susan Morse also had an information table for the Mother's Day San Dieguito Art Guild Art Studio and Garden Tour, and we're delighted she could represent us at this fun event. On May 10th Pamela Homfelt, Nancy Knight and Michelle Ventura sold tree books and memberships during the La Jolla Secret Garden Tour.

At our May Special Evening with Ken Druse a great team of volunteers insured that the event went very smoothly. Thanks to Program Committee members Jennifer Axelrod, Judy Bradley, Juli Gillett, Carol Ann Lewin, Susan Morse, and Bill Nugent. We also had help from the following swell folks: Joyce Berry, Jeff Biletnikoff, Doris Engberg, Julie Hasl, Marla Keith, Mary Jo Martin, Taylor Murphy, B. J. Mulvey, Pat Neal, Tamma Nugent, Dale Rekus, Sandy Shapiro, Janet Voinov and Melissa Worton.

### LAST CHANCE TO RENEW AT THE CURRENT RATES

On July 1st our regular dues will increase by \$5 for a 1-year individual membership and correspondingly for other categories. Student dues remain \$16/year; those for business and group memberships increase to \$50/year. Take advantage of the current rates by renewing BEFORE July 1<sup>st</sup> and we'll extend your membership appropriately. Current rates are at the top of page 3.

Starting in July non-members will be charged \$5 to attend a regular meeting. To encourage you to bring your friends to meetings, when you renew for 1 year you'll get 2 guest passes, renew for 2 years and get 4 passes, renew for 5 years and get 6 passes.

Save money and renew early at [www.SDHortSoc.org](http://www.SDHortSoc.org) or mail a check to: SDHS, Attn: Early Renewal, P O Box 231869, Encinitas, CA 92023-1869. ☘

SDHS SPONSOR ↓



**SAN DIEGO'S LARGEST WHOLESALE NURSERY OPEN TO THE PUBLIC**

Over 500 Acres of Plants & Landscaping Materials from Saplings to Specimens



**Best Quality Soils**  
 Bagged for convenience or in bulk for pick up; delivery available

- ♦ Amended Top Soil
- ♦ Planter Mix ♦ Sand
- ♦ 3/4" Gravel ♦ Fill Dirt
- ♦ Medium Fir Bark
- ♦ Fine & Coarse Ground Cover Mulch
- ♦ Decomposed Granite

See our web site  
[www.evergreennursery.com](http://www.evergreennursery.com)



**SPRING/SUMMER HOURS**

Monday-Thursday..7:30am-5:00pm  
 Friday & Saturday..7:30am-6:00pm  
 Sunday.....9:00am-6:00pm



# Horticulturists Of The Day At The San Diego County Fair Flower & Garden Show

By Pat Hammer

The San Diego County Fair opens on Saturday, June 14, and as I write this in early May Bill Teague and his band of volunteers have started putting together our Flower Show exhibit. Each year I marvel over how great our display turns out. Not only is it one of the most beautiful, but it is always filled with new things to intrigue even the most casual gardener. Somehow, I know it will be better than ever.

The Fair officials have asked us to be present at the Paul Ecke Jr. Flower & Garden Show to answer gardening questions. Every year this is our opportunity to reach out to the community and tell people about plants. Don't worry about the questions! We will provide the answers. We have plenty of information ready for you to use at the exhibit. Each year over a million people visit the fair and more than half walk through the Flower and Garden Show. Our presence at the fair each year is one of the best ways to reach out to thousands of gardeners in the San Diego area.

Please look at your calendars and pick a day to work as Horticulturist of the Day. Once you are signed up I will send passes (good for an entire day at the Fair) and more instructions. Also, parking is free at the Horse Park lot. Fair dates are June 14 to July 6. The fair will be closed June 16 and 23. We need people to be at our display garden from 10am to 4pm. To volunteer contact Pat Hammer at (760) 407-0400 or samiarose@SRTopiary.com. You will have to leave a message on my voice mail and it would be great if you left your email address along with your phone number.

Continued on page 18

## To Learn More...

### GUERRILLA GARDENING

By Ava Torre-Bueno

Since there's no speaker this month, here are some web sites about a favorite gardening topic of mine: Guerrilla Gardening! What is that you may ask? Go to Wikipedia for a brief article: [http://en.wikipedia.org/wiki/Guerrilla\\_gardening](http://en.wikipedia.org/wiki/Guerrilla_gardening)

To get to the root of information on guerrilla gardening, go to <http://www.guerrillagardening.org/>

A book about guerrilla gardening has just been published: *On Guerrilla Gardening: A Handbook for Gardening Without Boundaries*, by Richard Reynolds. Read about it here: <http://www.guardian.co.uk/environment/2008/apr/25/activists.conservation>

If you're in the Banker's Hill area of San Diego, go see my little guerrilla garden in an empty tree-well on the SE corner of 4th and Palm. I just put in some succulents last year and watered them until the winter rains took over. Now go out there and seed bomb an empty lot in the dark of night with California native plant seeds!! 🌱

Before and after pictures of Ava's tree well.



## From The Board

By Susi Torre-Bueno

### FAREWELL STEVE & DONNA

I can't remember the first time I made the trek from San Diego to Buena Creek Gardens in San Marcos, but I know it seemed like just south of Canada until I got there! After all these years I suspect my car could find the way without me. I've been there so often, first as a customer, then as a part-time employee, and more recently as a customer again. It was the best job I ever had, at one of the most exciting nurseries I've ever shopped at, and the owners, Steve and Donna Brigham, are among the loveliest and most caring people I've ever met. Lots of you agree with me – I seldom visit without meeting at least one SDHS member – on sale days it's almost a mini-meeting!

After two decades they've sold the nursery and are moving to Kingston, Washington, although Steve promises to continue writing articles for us, and we intend to hold him to that. Steve is a founding board member of the SDHS (the first board meeting was in his redwood grove), has volunteered for countless things over the years, and I'm pleased to announce that he will be our Horticulturist of the Year for 2009. I'm sure most members know that he was the writing half of the team that produced our beautiful book, *Ornamental Trees for Mediterranean Climates*, with photos by co-founder and past president Don Walker. Buena Creek Gardens could always be counted on to donate plants when asked, and Steve has presided over more of our monthly Plant Forums than any other member.

While all of us who know and treasure Steve and Donna (who quietly transformed an already beautiful display garden into a truly magical one) will miss them, we know their hearts have been in Kingston for many months. It's a gorgeous area (the famous Heronswood Nursery was in Kingston) not far from Seattle, and those Pacific Northwest gardeners are as fanatical as we are – Steve will feel right at home.

We wish these delightful people the absolute best as they embark on this exciting part of their lives. And I know that the new owners of Buena Creek Gardens, Steve and Shari Matteson, look forward to getting to know all of us better as they continue the fine tradition of exceptional plants in a gorgeous setting – see page 20 for news of their next sale. 🌱



**SDHS SPONSOR** ↓

## Upcoming Garden Tours

### EXCITING EVENTS IN BALBOA PARK IN JUNE HUGE PLANT SALE

The San Diego County Master Gardener Association will be holding its 3rd Annual Summer Plant Sale on Saturday, June 21 from 10:00 a.m. to 3:00 p.m. at Casa Del Prado, Room 101, Balboa Park. The sale will feature a large selection of drought tolerant plants, heirloom and unusual vegetables, flowering perennials, tropicals, ferns, bulbs, herbs and much, much more. Come early for best selection. For more information, please call (858) 694-2860 and visit online at [www.mastergardenerssandiego.org](http://www.mastergardenerssandiego.org).



## Cuyamaca College

900 Rancho San Diego Pkwy.  
El Cajon, CA 92019

### NEW!!

Orientation for new and prospective students  
Wed., Aug. 20, 2008  
6 - 8 p.m.  
Room M-111

### Fall Semester Classes:

Xeriscape

Floral Design I & II

Wedding Floral Design

Fundamentals of OH

Plant Propagation

Plant ID

Landscape Design

CAD

Landscape Construction

Principles of Irrigation

Greenhouse Production

Arboriculture Classes

Horticulture Business

### Apply Now for the Fall Semester

Apply Online at:  
<http://www.cuyamaca.edu>.

### CALL TODAY FOR A FREE INFORMATION PACKET

(619) 660-4262

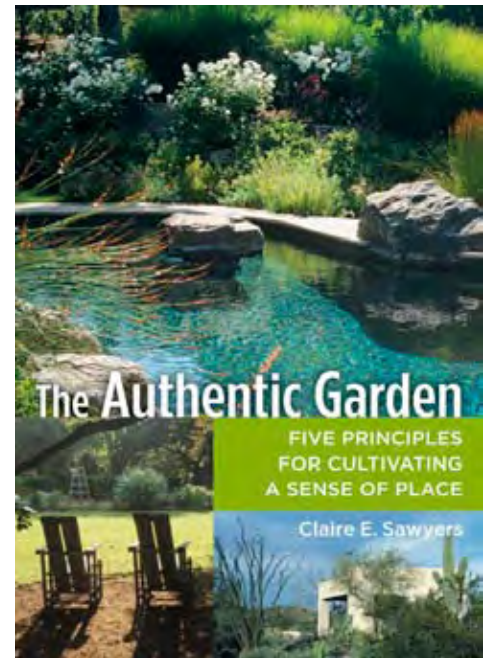
Or visit us online at:  
[www.cuyamaca.edu/ohweb](http://www.cuyamaca.edu/ohweb)

### CREATE YOUR OWN "AUTHENTIC GARDEN"

The San Diego gardening climate is both a pleasure and an anathema because it supports such a wide diversity of plants and landscape styles. As a result, gardens may have absolutely wonderful plants and structure yet still seem discordant or piecemeal. How do we create a landscape that works in harmony with our climate, history and daily life? Find out when Claire E. Sawyers speaks on June 17 at the San Diego Floral Association meeting in Balboa Park.

Sawyers is author of *The Authentic Garden, Five Principles for Developing a Sense of Place*, which will be available for sale and signing at the meeting. Although she now gardens in Pennsylvania as the Director of Scott Arboretum at Swarthmore College, her horticultural career has spanned the U.S., Europe and Asia. Drawing on her knowledge from her vast array of gardens, she identifies five principles that help instill a sense of authenticity in a garden. They are: 1) Capture a sense of place, 2) Derive beauty from function, 3) Use humble or indigenous materials, 4) Marry the inside to the outside, and 5) Involve the visitor. As she shares her insights, you will learn how to create gardens that are true to specific time, place and culture; to capture and reflect an authentic sense and spirit, so that the garden, in turn, will nurture the spirit of those who dwell in it. You, too, can create gardens that are both deeply rooted in their surroundings and deeply satisfying to their creators and owners.

This very special event is open to the public. It is free to members and \$10 for non-members. The lecture begins at 7:00 p.m. on June 17. Prior to the meeting an optional catered dinner is available at \$12 for members and \$25 for the lecture and dinner for non-members by paid reservation prior to June 16. For information call (619) 232-5762. 🌿



**SDHS SPONSOR** ↓



We offer bonsai trees, stock, pots, supplies and services. Classes are held the first Saturday of each month, and by appointment. Sign-up Today!

Rancho Jojoba continues to offer California native, water-wise, and specialty plants.

2 miles  
north of  
Lakeside  
on Hwy 67

11935 Hwy 67,  
Lakeside, CA 92040

Open Wed-Fri, 9-4  
Sat & Sun, 9-5

### Kuma Bonsai at Rancho Jojoba

619-561-0751  
[www.kumabonsai.com](http://www.kumabonsai.com)



# Plants That Produce

## SAPOTE-NAMED FRUITING PLANTS

By Richard Frost

The word *Sapote* is derived from the Nahuatl (Aztec) language word *Tzapotl* for a soft, edible fruit. Traditionally it was applied to several fruits of the Americas, such as: "black tzapotl," "green tzapotl," and "white tzapotl." Beginning with the European incursion in the 1500's, the word *tzapotl* was Latinized into *zapotl*, *zapota*, *sapota*, *zapote*, and *sapote* – the latter gaining much use in English. Since that time these words have also been used to describe fruits and plants of other, mainly tropical, regions. It is also occasionally confused with "Zapotec" – the pre-Aztec peoples of Oaxaca, Mexico. Several plants also bear this name, such as Zapotec Tomato and Zapoteca Stickpea.

Today there are about two dozen fruiting plants which incorporate *sapote* into their common or taxonomic name. I have adopted the following rating system for the fruits of these plants:

- ☺ = excellent eaten fresh, or when prepared with other food, baked, etc.
- ☺ = o.k. when eaten fresh, but much better when prepared or cooked
- ☹ = extremely poor taste or characteristic, such as gluing your mouth together
- ☠ = a serious toxin or carcinogen

With this rating system in mind, let's look at some of these fruits and see which you recognize and what surprises might be in store.



- ☺ Wild Sapote Tree (*Madhuca longifolia*), The Indian Butter Tree.
- ☺ Sapote (*Manilkara zapota*), named Sapodilla by the Dutch.
- ☺ Zapote Mamey (*Pouteria sapota*), aka Mamey Colorado (pictured here).
- ☺ Green Sapote (*Pouteria viridis*), tolerates San Diego coastal regions with warm summers.
- ☺ White Sapote (*Casimiroa edulis*; syn. *C. sapota*), cultivars McDill and Golden are excellent for San Diego. Warning: no plant produces more fruit per square foot than the White Sapote!
- ☺ Zapote de Santo Domingo (*Mammea americana*), aka Mammee Apple.
- ☺ Melón Zapote (*Carica papaya*), Common yellow- and red-fleshed papayas.
- ☹ Black Sapote (*Diospyros digyna*), a member of the persimmon family that tolerates San Diego climates.
- ☹ Yellow Sapote (*Pouteria campechiana*), often called Canistel or Eggfruit – can be grown in San Diego with proper care.
- ☹ Zapote Bobo (*Pachira aquatica*), sold as a braided houseplant and called 'Money Tree'. Outdoors in San Diego it grows like ornamental Ficus and produces a potato-size chestnut.
- ☹ Sapote de Perro (*Morisonia americana*), aka Pachaca.
- ☹ Zapote Faisán (*Sideroxylon stevensonii*), the latex content will glue your mouth together.

Continued on page 20

# Garden Gourmet

## TOMATOES

By Alice Lowe

Here they come - large and small, round and oval, red and yellow and orange and green - ripe, freshly-picked tomatoes, grown with lots of sun and heat (my favorites come from a generous friend in Lakeside), and, whenever possible, eaten within minutes of picking. Those of us who can't grow our own become extra chummy with our grower friends and neighbors or stalk the farmers' markets to find the best organic heirlooms, the sweetest cherries, the to-die-for yellow pears.

Besides just standing over the sink with a ripe tomato in one hand and the salt shaker in the other, here are some of the things I like to do with fresh tomatoes.

**Caprese Salad** – Everyone knows the simple elegance of a caprese - fresh tomatoes, basil and mozzarella drizzled with olive oil - but if you haven't tried it with burrata cheese, you haven't lived. Burrata is mozzarella with a lava-like cream center, most likely to be found at specialty stores, like Venissimo in Mission Hills or Del Mar.

**Pan-Grilled Cherry Tomatoes** – Get a pan really hot with a thin coating of oil (peanut oil takes the high heat well), then toss in the tomatoes, rolling them around occasionally, until they're a little charred and look ready to burst. That's it for a wonderful side dish.

**Pasta with Tomatoes and Basil** – This dish is often made by sautéing garlic in a lot of olive oil, then adding the fresh cut-up tomatoes and basil, but I use just a little oil to fry the garlic, then add the tomatoes and basil with about ½ cup of white wine, stir for just a minute or so til it's all blended without overcooking the tomatoes, then take it off the stove and add the zest and juice of half a lemon. Toss it with a thin noodle that will absorb the liquid, like angelhair or vermicelli, and top with fresh-grated parmesan.

**Deconstructed Putanesca** – Another classic pasta dish, typically made by simmering canned tomatoes in olive oil and garlic, adding kalamata olives, capers, anchovies, hot pepper flakes, and topping with parmesan. But during the summer I like it uncooked, blending fresh cut-up tomatoes with the other ingredients plus some fresh chopped herbs, and letting them sit for an hour or so before cooking the pasta. Try topping it with fresh crumbled feta.

**Fried Green Tomatoes** – Before those Beefsteaks and Big Boys ripen, grab a few nice hard green ones, slice them about ½" thick, coat them with salt & pepper and cornmeal, and fry them in a little oil until they're browned and softened. You can serve them with ranch or blue cheese dressing or a garlicky aioli.

Member Alice Lowe's last meal would, without a doubt, include tomatoes and cheese. And garlic. 🍷

# Hemerocallis (Daylilies) at QBG

By Sanford Shapiro

If you have been to Quail Botanical Gardens recently, you have seen the gorgeous *Hemerocallis* blooms. There over 135 registered varieties planted in several areas. They are not the common types found along roadways, but are some of the newest hybridized cultivars. They are registered with the American Hemerocallis Society and listed in a national daylily reference guide. They cover the colors of the rainbow plus white and almost black. Blossom size ranges from 2.5 to 8 inches in diameter. Most have unique patterns in the coloring or shape. Many have center “eyes” with contrasting colors, such as ‘Cindy’s Eye’. Some have unusual shapes, such as the “spiders” with long thin petals like ‘Marked By Lydia’.

On Saturday, July 5, from 1-4pm, the Southwest Hemerocallis Society will hold its annual show and plant sale at Quail Botanical Gardens for the first time. You are invited to attend. A large percentage of the varieties growing at Quail were donated by members of the SWHS. They will be bringing plants from their own gardens for sale as a club fund-raiser.



Photo: Sanford Shapiro

The genus *Hemerocallis* is in the family Hemerocallidaceae, but previously was placed in *Liliaceae*. The name comes from the Greek “hemero” (day) and the Greek “kalós” (beautiful), in Latin “callis.” Each blossom remains open for just one day, but there are many buds on each flower stalk (scape) and several scapes in each clump. The flowering period can thus be weeks long and many of our varieties are “rebloomers” over the season. An evaluation of bloom time was made at QBG. The record goes to ‘Dune Buggy’, which had some blossoms somewhere in the garden every month from January thru December. It is gold with a sand color pattern. Peak season for daylilies is May thru September, but at Quail you can usually find some daylily in bloom any month of the year.

Continued on page 20

# Molecular Biology in the Garden: Part I

By Carl Price and Ellen Reardon

For many people the term *molecular biology* brings to mind *genetically modified* (GM) food. The process for generating GM food involves the introduction of a piece of DNA into a crop plant that will provide a useful character, such as improved tolerance to heat, cold, or drought, or resistance to a specific herbicide. Advances in molecular biology have had, however, a much wider effect on our understanding of plants, including those in the garden, with the promise of much more to come.

We should like to start with a brief review of the history of genetics and molecular biology and the roles played by plants in this history. We'll then examine the transformation of our understanding of plants by developments in molecular biology, and close with a look at the future.

## Origins of genetics and molecular biology

Already thousands of years ago, it was recognized that when one could cross-breed different plants or animals—or humans—the offspring represented a fuzzy amalgam of the parents. There was, however, no understanding of what was actually taking place. Indeed, the inheritance of humans was thought to be through a fusion of the blood; hence, the terms *blood line* and *mixed blood*. It wasn't until 1865 that Gregor Mendel, working with peas in the garden of his abbey in Brno, Moravia, deduced that inheritance of single characters is based on the mix of discrete units, now known as *genes*, derived from both parents.

While the science of genetics developed first with plants, followed by fruit flies (*Drosophila melanogaster*), it wasn't until 60 years after Mendel that the chemical nature of genes was identified. In 1944, Avery, McLeod, & McCarty identified a transforming agent in the bacterium, *Streptomyces pneumoniae*, as composed of DNA. This was soon followed by Watson & Crick's legendary formulation of the double helix that described the structure of DNA. Thus was born molecular biology. It took awhile, but it transformed biology, including our understanding of plants.

## Plants from the perspective of molecular biology

Plant science began with simple *descriptions* of plants, their anatomy, how to tell one plant from another, what they needed to grow, etc. The rise of chemistry made plant nutrition more specific; e.g., N, P, and K were identified as essential nutrients. Microscopy, and especially electron microscopy, identified internal structures of cells, such as chloroplasts, and how they differed and were similar from plant to plant. Genetics, as we noted above, made it possible to chart how specific characters were inherited, and how the corresponding genes lined up on specific chromosomes.

Molecular biology ushered in a fusion of genetics, physiology, and biochemistry, so that, for the first time, we could begin to grasp plant processes as a coherent whole. Two examples:

- Erin Pichersky transferred a gene from rose into petunia, enabling the resulting petunia flowers to produce volatiles (fragrances)

Continued on page 18



## Welcome New Members!

We now have over 1300 members! Hope to see all of you at upcoming meetings. We encourage you to become active participants and share in the fun; to volunteer see page 4 and below. A warm hello to the following folks who have joined recently:

We welcome **Briggs Tree Company** (see page 16) and **Botanical Partners** (see page 20) as our newest sponsors.

Pamela Benham	Nancy Liu	Debra Wickham	Karen Woods
Linda Borenstein	Marge Loneski	Jane Williams	Janet Yaws
Stephen Cantu	Sheryl Lozier	Fern L. Wilson	Robert D. Zamba
Lynn Cox	Donna Mc Loughlin	Cindy Witt	
Carroll Crannell	Brett C. Miller		
Monika Crotta	Jim & Susie Norton		
Mary E. Dean	George Pflaum		
Mark Deffner	PlantPlay Nursery		
Nancy Donnell	Sandy Raddatz		
Alicia L. Forsman	Darlene Rogers		
Karen Fredrich	Mary Jo Ross		
Jim Gigler	San Diego Epiphyllum Society		
Katherine Holden	Linda Sinkovic		
Mary F. Howe	Monika Waiblinger		
Mark Johnson	Barbara Whelan		

**NEW ADVERTISERS:**  
**Botanical Partners, PAGE 20**  
**Briggs Tree Company, PAGE 16**  
**Cachuma Press, PAGE 21**  
**Krazy Kathy's, INSERT**  
**Succulent Gardening, PAGE 17**

### HORT BUCKS ARE GREAT!

Kudos to the members below who brought in new members and therefore received Hort Bucks worth \$5 towards raffle tickets, name-tags, *Plant Forum* CDs or dues. To get **your** Hort Bucks just ask your friends to give your name when they join. The number after the person's name indicates how many members they recruited in 2008:

Lorraine Bolton (1)	Bobbi Hirschhoff (1)	Samantha Owen (1)
Linda Bressler (1)	Miriam Kirk (2)	Nan Sterman (1)
Helen Dizio (1)	Kathy La Fluer (2)	Donna Sullivan (1)
Sharon Graham (1)	Sharon Lee (1)	Darlene Villaneuva (2)
Pat Hammer (1)	Shelley Moore (1)	
Ginny Hawkins (1)	Taylor Murphy (1)	

#### SPONSOR MEMBERS

(names in bold have ads)

**Agri Service, Inc.**  
 ALL-EA Web Design &  
 Horticultural Photography  
**Anderson's La Costa Nursery**  
**Aristocrat Landscape,**  
**Installation & Maintenance**  
**ArtPlantae**  
**Barrels & Branches**  
**Botanical Partners**  
**Briggs Tree Company**  
**Buena Creek Gardens**  
**Cedros Gardens**  
 Christiane Holmquist Landscape  
 Design

**Coastal Sage Gardening**  
**Cuyamaca College**  
**Dr. Earth**  
 www.EasyToGrowBulbs.com  
 EuroAmerican Propagators  
**Evergreen Nursery**  
**Grangetto's Farm &**  
**Garden Supply**  
**Hydro-Scape Products**  
**Ingrid Rose Designs**  
**Innovative Growing Solutions**  
**Kellogg Garden Products**  
**Kniffing's Discount Nurseries**  
**KRC Rock**  
**Kuma Bonsai Nursery**  
 Legoland California  
**Mary's Good Snails**

Mission Hills Nursery  
 Nature Designs Landscaping  
 Pardee Tree Nursery  
**Pearson's Gardens**  
 ProFlowers  
 Schnetz Landscape  
**Solana Succulents**  
 St. Madeleine Sophie's Center  
**Sunshine Gardens**  
 www.TheMulch.com  
 The Yard Fairy  
 Tree of Life Nursery  
 Verdant Custom Outdoors  
**Walter Andersen Nursery**  
**Weidners' Gardens**  
**Pat Welsh**  
 Westward Expos

#### LIFE MEMBERS

Norm Applebaum & Barbara Roper  
 Gladys T. Baird  
 Debra Lee Baldwin  
 Wayne Carlson  
 Laurie Connable  
 Julian & Leslie Duval  
 Jim Farley  
 Sue & Charles Fouquette

Penelope Hlavac  
 Debbie & Richard Johnson  
 Lois Kline  
 Tina & Andy Rathbone  
 Peggy Ruzich  
 Susi & Jose Torre-Bueno  
 Don & Dorothy Walker  
 Lucy Warren  
 Betty Wheeler

#### CONTRIBUTING MEMBERS

Doris Engberg  
 Ken & Jean Nikodym  
 Philip Tacktil & Janet Wanerka  
 René van Rems  
 Village Garden Club of La Jolla

## What's Up at Quail Botanical Gardens?

### SOUTH AFRICAN PLANTS

By Jason Kubrock

Have you ever wondered where your plants are native to? Chances are you are growing a plant (or three) from South Africa. Well, it's no coincidence that so many of the plants grown and planted throughout So. California gardens and landscapes are native to Southern Africa. It has been said that there are more plant species per square mile in South Africa than in any other country in the world. The rich diversity of South African plant species is related to its geography and climate.

There are many varied landscapes within South Africa such as Karoo, Fynbos, subtropical forests, grasslands and savannas. The Western Cape Province area holds the richest biodiversity within all of Africa, and is also one of only five regions worldwide with which we share the same Mediterranean climate.

Many of the plants native to Southern Africa are not only highly ornamental, but are right at home in their home away from home. The geographic similarities between the South African landscapes and our own help make the wide variety of plants available to Californians a perfect fit. Many of these plants are drought tolerant, low maintenance, and incredibly ornamental.

South Africa has long been a great resource for wonderful plant material, and early 16th century explorers were some of the first to be impressed with the floristic beauty of that landscape. South African plants are so long established throughout the So. California landscape that you may be surprised to know which are truly native and which are not. Many plants from South Africa continue to be discovered and developed for use in the horticulture industry today. To learn more about South African plants register for the class listed below taught at Quail Botanical Gardens. 🌿

### SOUTH AFRICAN PLANTS FOR A CALIFORNIA GARDEN

**Thursdays, June 12, 19, and 26, 7 – 9 pm**  
**Saturday, June 28, 9 am – 12 noon**

During the evening classes Jason Kubrock will teach you how to identify and care for South African plants. Saturday will be a tour of the South African plants at QBG by Jeremy Spath.

**Members/\$80, non-members/\$100.**  
**Call to register: (760) 436-3036 x206**

#### New E-Mail? New Street Address?

Please send all changes (so you will continue to receive the newsletter and important notices) to [membership@sdhortsoc.org](mailto:membership@sdhortsoc.org) or SDHS, Attn: Membership, PO Box 231869, Encinitas, CA 92023-1869. We NEVER share your e-mail or address with anyone!

**DISCOUNTS FOR MEMBERS!**  
**See Page 22 for Details**



## Book Review

### **GREEN THOUGHTS: A WRITER IN THE GARDEN**

**By Eleanor Perényi**

Reviewed by Caroline McCullagh



In January, I reviewed *Second Nature* by Michael Pollan. In it, he made several references to *Green Thoughts*. What he said was interesting enough that I thought I'd try to find it. Then I realized that I already had it on my bookshelf. It was one of those (many) books I bought at a rummage sale or someplace and never quite got around to reading. What a treat I had postponed.

Eleanor Perényi writes that she has only had two gardens in her life: one attached to her husband's castle in Hungary and one in Connecticut. She was a baroness! She doesn't write much about her personal history, but the book jacket tells us that she was born in the United States and married Baron Zsigmond Perényi. Politics overtook them, and she and her husband were forced to leave Hungary and come to the U.S.

She writes as though having only two gardens is a handicap, but if so, she overcame it. The first adjective that came to my mind about her writing is that it is graceful. She seems like a gentle soul. She's definitely opinionated, but never cranky. The other adjective that applies to her is practical. I love a writer who tells me not to worry about things that sometimes drive me crazy, for example, that one's flowerbeds should be in glorious bloom all the time. She writes that it's impossible, and that the people who do those photos that make me feel like I ought to be doing so much more just cheat (her word).

This book was originally published in 1981 and reprinted by Modern Library in 2002. It's as fresh as today. Neither her writing style or her ideas are dated, and although she gardened in Connecticut, the book is much too interesting to be thought of as about East Coast gardening. It comprises a series of 72 short essays arranged alphabetically by title starting with "Annuals," "Artichokes," and "Ashes," and ending with the surprising "Woman's Place" [in the garden through history and now]. That essay alone is worth the price of the book.

She's obviously well educated and well read. Her essays range freely through the world and through time. Just as Pollan's book made me want to read hers, her book points me to others I'm now going to look for. She wrote two other books (*More was Lost* and *Liszt: The Artist as Romantic Hero*) and many essays, but never another garden book. I'm so glad she wrote this one.

My paperback copy is 289 pages. It includes an index and a list of catalogs, but no illustrations. (It's nice to see how many of those companies are still in business all these years later.) You can order it at your local bookstore or on line. Amazon has many available, including first editions. 🌿

## Community Outreach

### **HISTORIC TOUR OF SIX GARDENS IN POINT LOMA AND MISSION HILLS SATURDAY, JUNE 14, 10AM TO 4PM**

The San Diego Floral Association presents "Revisiting the Past," a rare opportunity to visit historic gardens, some of which have never been included in a garden tour. Highlights include: a mature garden by design consultant Roland Hoyt and the present owner; a classic Georgian home built in 1927 by Commander and Beverly Kulot, known for its roses and her involvement in the local gardening community; a Mediterranean succulent paradise; a vintage 1929 Cape Cod cottage with award winning landscaping; an Italianate villa circa 1910 with English style garden and original landscaping and pathways; and an expansive hillside garden with original plantings by Kate Sessions.

There will be vendors along the way to pique your interest. Cost: \$15/pre-sale, \$20/day of the event. Tickets are available by sending a check to: San Diego Floral Association, 1650 El Prado, Room 105, San Diego CA 92101-1684. They are also available at Walter Andersen Nurseries, Mission Hills Nursery, Kniffing's Nursery, and Weidners' Gardens. Pick up maps from 10:00 am on June 14 at Mission Hills Nursery or Walter Andersen Nursery. Info: San Diego Floral Association office, (619) 232-5762 or [www.sdfloral.org](http://www.sdfloral.org).

### **FREE RARE FRUIT INTRODUCTORY CLASSES**

The San Diego Chapter of the California Rare Fruit Growers, Inc. (CRFG) offers free Introductory classes in San Diego, the fourth Wednesday of each month at 6:00 PM at Balboa Park, Casa del Prado Room 104. The classes started in March, but it's not too late to attend upcoming sessions. These free classes are a unique opportunity to learn about growing unusual and rare fruit in San Diego. San Diegans can grow many fruit varieties, including jujube, capulin cherry, raisin tree, pitahaya, longan, jaboticaba, tropical guava, passionfruit, wax jambu, excellent bananas and ice cream bean among others. According to José M. Gallego, Chairman of the CRFG San Diego Chapter, "We want to share with anyone who has an interest in growing unusual fruit and unusual varieties of more common fruit. We also are bringing in some of the foremost experts on different fruit to share their experience with new gardeners."

#### **SCHEDULE:**

**June 25:** How To Take Care Of Rare Fruit Trees

**July 23:** Monitoring Your Rare Fruit Trees (Watering, Fertilizer, Soil Conditioning, Soil Ph)

**August 27:** How To Maintain Your Rare Fruit Trees

**September 24:** How To Naturally Protect Your Rare Fruit Trees From Pests

**October 22:** What To Do With Rare Fruits – An Introduction To Eating, Cooking, And Simply Enjoying Your Rare Fruits

**November 19:** How To Propagate Rare Fruit Trees

Detailed information and a schedule are available at <http://www.crfgsandiego.org/> or call José M. Gallego at (619) 261-3610. Seating is limited.



# Steve Brigham's Wide World of Plants

## CHANGING CORNERS

Santa Cruz is a horticultural paradise, and in the 1970's, I was privileged to be involved in many ground-breaking projects there which would go on to change California horticulture forever. But I was also getting all-too-interested in frost-tender plants, and as a young man, I longed for greener pastures. So 30 years ago, I made a decision that would change my life – in search of an even better climate to grow the most kinds of plants from all over the world, I set my sights on the southwest corner of the U.S.A. – San Diego County – as the place where I wanted to continue my horticultural career. Many of my friends in Santa Cruz back then thought that moving to Southern California was just plain crazy, and even I never figured that I'd spend nearly 30 years here in San Diego. Now, looking back on those years, I feel good about my contributions, since they did help to change this little corner of the country in a positive way. But I feel even better about the many friends I have made during my time here – that's the real reward that I will take with me now, as I myself change to a new corner of the U.S.A.

### Three Decades of Change

When I first came to San Diego, North County was still largely rural in nature. This, of course, has changed tremendously in the past 30 years. But as the population has grown, so has the horticultural community. Thirty years ago, I saw both the need and the opportunity in San Diego County for three essential horticultural organizations: first, a world-class botanical garden; second, a major horticultural society; and third, a private rare-plant nursery and display garden. As an impatient twenty-something, one of the first lessons I learned was that big projects take time, and change does not happen overnight. I realized that any major organization takes many people working with great dedication over a long period of time to be successful. Times change, and individuals may come and go – but rather than a mad dash by a few, the development of a successful organization is really a long-distance relay race, with every single participant playing an integral part.

Over the years, I have been proud to have been a member of some of the many great teams of people that have worked so hard to establish and develop Quail Botanical Gardens, the San Diego Horticultural Society, and Buena Creek Gardens. During that time, our achievements have been many, and horticulture in our little corner of the country has truly blossomed because of what we have done. I am proud, and we should all be proud, that so many of our goals have been achieved, just as I know that there are even more goals ahead, and that we will continue together to do whatever each of us can to achieve those new goals. But now, looking back on my years in San Diego, I realize most of all that it has been the journey, not the destination, which has meant the most to me. Most importantly, it is all of the friends that I have been privileged to work with over the years that I truly cherish – now that I am about to leave San Diego for new greener pastures, I know that it is all the little things we did together, and not just the results, that I will ultimately remember more than anything else.

### Buena Creek's New Owners

I'm writing this column on Mother's Day, and my Mom always said that life is like a book, with a series of chapters. Who would

want to read a book with just one chapter? A couple of years ago, I realized that 2007 would be my 20<sup>th</sup> year here at Buena Creek Gardens – a nice round number. Maybe it was time for a change. And so, with my self-imposed term limit in place, Donna and I set out to find “just the right person or people to further develop Buena Creek Gardens in the 21<sup>st</sup> century”. Now, the long search is over: Long-time customers Steve and Shari Matteson of Valley Center officially became the new owners of Buena Creek Gardens on May 2, 2008 – an achievement celebrated here at our 20<sup>th</sup> Annual Spring Plant Sale.

Think of Steve and Shari as “the folks who saved Buena Creek Gardens,” since they were the ones who wanted to continue our mission here exactly as it is, and run the Gardens just like we have. They are true plant, animal, and Nature people who truly appreciate all aspects of Buena Creek Gardens on all of its many levels. Plus, they have the know-how to restore our historical buildings to their former glory, and also develop our long-planned rainforest and succulent gardens. My San Diego chapter even comes full-circle now, since Steve and Shari both grew up in Encinitas (the *old* Encinitas that I knew and loved before it was developed), where Steve's family had a cut-flower and greenhouse business. They know what a rural paradise North County used to be, and will work hard to keep that charm here at Buena Creek Gardens, like we have.

Donna and I will be working closely with Steve and Shari in the future as advisors, and we are already hard at work getting all the plants in the Gardens labeled and data-based, which will be a big plus for our visitors. Come visit Steve and Shari at Buena Creek Gardens soon to wish them well and offer your support – you will find that it's still the same great garden and nursery, with the same great plants, and the only change in the future will be that that Buena Creek Gardens is going to get even better!

### Kingston, Here We Come!

When Donna and I were first considering where we might like to go next, we made a list of what we wanted. Forest, mountains, seashore, mild climate (not hot and not dry), small town (but somewhat close to a city), avid gardening community, big house, seclusion, and low price were all essential requirements. We've both spent virtually all of our lives on the West Coast, and that's where we wanted to stay. After a long search, we settled on a cute little town of just 5000 people on Washington's Olympic Peninsula – just north of Bainbridge Island, across Puget Sound from Seattle.

If the name Kingston sounds familiar to you, it's probably because that's where the world-famous Heronswood Nursery was, for many years the leading innovator in Pacific Northwest horticulture. Although much cooler and wetter than San Diego, the climate there is indeed mild, with temperatures only very rarely higher than 80 degrees F. or lower than 20 degrees F. This represents a great opportunity for me to grow thousands of kinds of fantastic plants that simply do not grow in San Diego, including so many plants from cool-mountain regions of the world. Anything that grows in England grows well in Kingston, too, which gives you an idea of how much we can grow up there.

Continued on page 19



## Healthy Beginnings



Start at Hydro-Scape®

- Fertilizer
- Sprinklers
- Pesticides
- Drip Irrigation

**HS HYDRO-SCAPE®**  
IRRIGATION & LANDSCAPE SUPPLIES  
[www.hydroscape.com](http://www.hydroscape.com)

**18 Locations to serve you!**  
**Call (800) 444-7141 for the location nearest you**

## The Real Dirt On...

**JANE COLDEN (1724-1766)**

By Sharon Corrigan

Jane Colden was considered America's first great woman scientist and was one of the few female scientists of her day. Peter Colinson said she was "perhaps the only lady that makes profession of the Linnaean system." Alexander Garden considered her work to be "extremely [sic] accurate," and botanist John Ellis urged Linnaeus to name one of her plants, then believed to be a new genus, "Coldenella." Colden was the first scientist to describe the gardenia, which she named after Garden.

Colden's father, Cadwallader Colden, graduated from the University of Edinburgh, where he studied medicine. His love of science was a major influence on his daughter. In 1710 Jane's family moved to Philadelphia. At the time Jane was born, in 1724, he was a member of the council of the province of New York, and continued to be influential in New York politics throughout his life, serving as acting governor several times, although his real desire was to be recognized with distinction as a scientist. When Jane was four the family moved to an estate a few miles from Newburgh, New York, where he devoted his efforts to botany and physical sciences. Both Jane and her brother David followed in his footsteps and made significant contributions to science on their own.

Living in the country with nine siblings, her father tried to find educational opportunities that suited their personalities. With Jane's appetite for reading and her interest in gardening, botanical research seemed the perfect pursuit. He taught her botany, but was surprised at her considerable abilities because, like many of his day, he regarded women as incapable of rigorous scientific study and held the almost stereotypical view that women had an innate ability to recognize beauty.

Colden devoted the majority of her efforts to collecting and exchanging seeds and plant specimens with a growing group of correspondents. Between 1753 and 1758 she catalogued New York's flora, compiling specimens and information on more than 300 species of plants from the lower Hudson River Valley, and classifying them according to the system developed by Linnaeus. Like most women in her day she never learned to read Latin, so her father translated portions of Linnaeus and all the commonly used botanical Latin terms. She quickly became a master at describing plants in English, and in time became proficient at taking ink impressions of leaves and sketching living plants.

Botanists commonly traded plant samples overseas, and her father introduced her to an international circle of scholars and collectors, many of whom considered her to be quite a phenomenon. As noted in one on-line source (<http://www.bookrags.com/research/colden-jane-carl-03/>), during the 1750s, Colden corresponded with well-known botanists, including John Ellis in London, Charles Alston and Robert Whytt in Edinburgh, J. F. Gronovius and the great Linnaeus, her primary inspiration. She met American naturalist Alexander Garden and American botanists John and William Bartram when they stopped by the estate during their expedition of the Catskill Mountains.

She eventually married a Scottish widower and from accounts of the day it appeared to be a happy relationship, although the marriage seems to have ended her botanical studies. She died at the age of 41, the same year in which her only child passed away. A plant sanctuary in her honor was established in the late 1990s at Knox's Headquarters State Historic Site in New Windsor, near where she lived and worked.

Member Sharon Corrigan is the Marketing/Development Director for Goodwill Industries of San Diego County and, "a mad gardener" in Carlsbad.



## A New On-line Gardening Community Just For You!

[www.theMulch.com](http://www.theMulch.com) is  
Southern California's newest  
and most innovative on-line  
gardening community.

**theMulch**

### Plant. Grow. Share.

- Connect with other gardeners who have similar interests.
- Access the most complete Gardening event calendar in Southern California.
- Get practical recommendations from local garden experts.
- Ask members and experts questions and get useful answers.

Visit [theMulch.com](http://theMulch.com) today & join, it's free, easy & it's all about having fun!



## Kniffing's Discount Nurseries

Wander through 12 acres of nursery stock with over 800 varieties of roses (1 acre) and discover a large selection of

- ☛ palm trees    ☛ fruit trees    ☛ shade trees
- ☛ perennials    ☛ drought-tolerant plants & more!

*Low prices & superior quality make this nursery worth the trip. Second generation, serving San Diego since 1927.*

Open Monday to Saturday 7am to 5pm

Open Sunday 10am to 4pm

Wholesale & retail - 10% discount to SDHS members

### Kniffing's Discount Nurseries

14940 Oak Creek Road, El Cajon

(619) 561-0611

[www.kniffingsnurseries.com](http://www.kniffingsnurseries.com)



## INDOOR GARDEN SUPPLY

### ORGANICS HYDROPONICS

*"Help us Grow and we'll help You Grow!"*



**Innovative Growing Solutions**

*"Your Success is Our Success"*

858.578.4477

[www.IGShydro.com](http://www.IGShydro.com)

7922-B Miramar Rd.

San Diego, CA 92126

*10% discount for SDHS members*

## Creating A Cutting Garden At Home

By Jan Garrett

If you have a nice, sunny area in your yard, why not devote some space to a cut flower garden? In our fantastic San Diego climate, you can grow your own flowers for arrangements year-round. Here are some tips:

Try to choose flowers that have long stems, such as Lily-of-the-Nile (*Agapanthus*), kangaroo paws (*Anigozanthus*), or roses. But, if you really love some of the short-stemmed varieties you can arrange them in low containers using floral foam. Grow what pleases you!

Perennials may not produce abundant blooms the first year, or even the second year. So plan on filling in with annuals for those first few years, while giving the perennials time to mature. Once they establish, they will give you considerable "flower-power."

Prepare your soil for good drainage and mulch well to keep the soil from drying out too quickly. Fertilize regularly and remove any spent blooms to prevent the plants from going to seed. Cut your flowers when it's cool—they'll last longer. Remove any foliage that will be beneath the water in the vase. A drop of bleach or a commercial preservative in the water will improve staying-power.

Most flowers will last longer if cut at the proper time. In most cases this is when the buds are just beginning to open and showing a bit of color. Flowers will vary in how long they last after cutting, of course. In many cases, you can expect them to last for about a week indoors, sometimes longer. When you've grown them yourself, you know they will be fresh.

Use your flowers—that's why you're growing them! Cut them regularly. Pruning will encourage a steady stream of blooms. If you start with the idea that these flowers are set aside to be enjoyed indoors, you will not feel guilty about taking away from your outdoor display. If you have the room, it might be a good idea to set aside a specific bed just for cutting. A raised bed is ideal, allowing for easy access when tending or cutting. If your space is limited, of course you can go ahead and incorporate your cutting flowers in your regular beds, between whatever else you have growing.

Select plants that will offer blooms in all seasons, providing some color all year long. Do some research, or see what is available at various times of the year. Mix in a few scented flowers, such as tuberose (*Polianthes*) or lavender (*Lavandula*). Consider adding flowers that dry well, such as strawflowers (*Helichrysum*), Statice (*Limonium perezii*), and even roses. Make some potpourri!

And don't forget about "filler" foliage. Many shrubs, or even tree-cuttings, are suitable for adding to your flowers, especially when they are blooming also. Think how impressed the visitors from "back-East" would be with an arrangement of birds-of-paradise (*Strelitzia reginae*) with some foliage from one of your hedging plants, perhaps Pittosporum.

Many sun-grown shrubs and perennials offer contrasts in arrangements. Dusty Miller (*Senecio cineraria*) gives a silvery look. Tea tree (*Leptospermum*), a winter bloomer, comes in various colors and is long-lived in a vase. Wax flower (*Chamelaucium*) is a delicate addition to roses, lilies or ranunculus.

Continued on page 21



SDHS SPONSOR ↓

**SAFER. STRONGER. BETTER.**



**DR. EARTH**  
**JUST GO ORGANIC!™**

INCREASES COLOR & FLAVOR · EXPERT ENDORSED



PROBIOTIC FERTILIZERS & PROACTIVE INSECT SPRAYS LEARN MORE AT DREARTH.COM

SDHS SPONSOR ↓



**PROFESSIONAL**

*quality for professional results since 1925*



800.697.3683 • [www.KelloggGarden.com](http://www.KelloggGarden.com)

## SHARING SECRETS

This column is written by you, our members! Each month we'll ask a question, and print your responses the following month.

**The question for this month was:** Who got you started in gardening, and how old were you?

**Susan M. Baker** tells us, "I didn't start gardening until I was 59 years old! San Diego Bonsai got me started with small trees in small pots, nothing over 18" tall. Phil Tackill has been a great mentor. From there, it grew to San Diego Floral Association, then the Camellia Society, followed by San Diego Horticultural Society for the wonderful speakers and plant knowledge. This is the first real hobby I have had since the children went their own way. Thanks for being there."

**Pat Bjernefalt** got the garden bug from Dad: "I don't remember my age; I always was fascinated with watching things grow. I still love to find a seed and see if I can make it grow. My Dad was very good at planting gardens; he gave me my love & appreciation for Mother Earth!"

**Joy Brinker** writes that, "I started gardening when I was in my early twenties and it really had to do with owning my own home."

**Ben Gill** e-mailed from Chile (!): "I was influenced by two people and many years apart. First was my Dad, who would play any kind of pitching with a ball first – then we would go work in his garden; I was 7 or 8 years old. Second was Bob Kelly, while working at Palomar College. I was like a sponge starting back to school after the service. He used to teach me a new plant and name it everyday. He would test me all day and the next until I knew it. He was a great influence on me doing what I am doing today! Bob wasn't a paid instructor; he was the lead gardener for the perimeter plants around the campus and a fantastic teacher who was very instrumental in getting the arboretum started there."

**Adele Hendricks** says, "My California property got me started in gardening. I had been an urbanite all my life, growing up in the 'burbs and then off to university in the city. My husband and I moved to our wonderful 3 acre Rancho Santa Fe home in 1992 (I was old by then) but we both were still holding down long hour careers. I knew we had to maintain the entire 3 acres, so I decided if I had to water and weed it I wanted to be able to eat it! But instantly we both fell in love with the orange and lemon groves and made every kind of jam and eatables from the fruit, the grove is just an amazing place. My father from the mid-west wintered here with us and he planted blackberries. The beautiful berry loved the spot near the chicken coup and every year at Father's Day we begin our blackberry picking and make the best blackberry jam and pies. We began to grow organic vegetables right away using our chick 'do' and our highlight is the heirloom tomatoes!! Then the artichokes stole our hearts; they grow like a weed and you eat them all spring long. Fall comes around and we squeeze and freeze our pomegranates to make our house cocktail (pomegranate juice with fizzy water). We began keeping bees 5 years ago and watched all our gardens grow happier; plus we

have the nectar of the gods, honey! Two years ago we renovated much of the gardens and began our water conservation efforts, working with a local horticulturist and saving 84% on our water bill so far. Your question was how I started gardening...how could I *not* living on this beautiful plot. How old was I... the answer is *young*. I still have so much more to learn but the property is teaching me along the way."

**Bobbi Hirschhoff** replied, "My gardening experience started with summers sent with my Italian grandmother. She didn't grow flowers, only fruits and vegetables. She grew grapes and we made wine. She grew squash that she would put into a wonderful vegetable soup. Even now it brings me to tears thinking of those special times spent together when I was very young. I'll remember her always and her deep love of the land."

**Diane Hofman** was born loving plants: "My father created a Japanese garden at our home when I was a child and installed a greenhouse filled with orchids. I do think I have a gene for the love of plants: as long as I can remember they have been desirable to me. I want to know all of their names and what they need to thrive."

**Will Johnson** turned his early passion into a career: "One of my earliest photos was of me playing in a hole in the dirt – I was too young to remember it, but am told I loved that hole. I grew up in North Park and my mother and grandmother were both avid gardeners, so perhaps they're the source for MY obsession! Mom loved her tomatoes & Dichondra lawn, Grandma had orchids in a small lathhouse, and a great assortment of cactus & succulents. I recall getting up early at six years old to watch a TV show called "The Farm Report" – the idea of "crops" fascinated me. I sold flower seeds door-to-door while in elementary school to earn money, and enjoyed reading the Burpee seed catalog. In my 2nd year of college, while in a Botany course, the bug really hit me. The following year, I transferred to Mesa College, enrolled in their Nursery and Horticulture courses. I got a job at Glenn & Bruce Asakawa's nursery, Presidio Garden Center, and dreamed of being a landscaper. 30 years later, I'm living that dream! I LOVE the idea of putting hands-on gardens in elementary schools. Watching kids sift soil thru their fingers, discovering the magic of plant life first hand... learning about how food naturally grows... now THAT's good education! Far too many children are growing up without any real connection to the natural world – living their lives instead surrounded by electronics & video."

**Sandi Lord** says it wasn't a person who got her started: "Not a who. A what. Desperation. First house, northern Virginia, age 22. No money, no car. A baby, 18 months old. And a fenced 1/3 acre, with grass, a few Prunus fruit trees and some shrubs. I did veggies from seed, bulbs and strawberries. I let the strawberries die when I found out they were a magnet for snakes. Surprised I remember all that."

**Alice Lowe** started in Solana Beach: "My family moved from a very congested San Francisco neighborhood to Solana Beach when I was 8. My father started a vegetable garden, & I worked by his side, taking pride in our efforts and delighting in the bounteous fruits of our labors. From the almost instant gratification of radishes, to the sensory awakening from home-grown tomatoes, I loved it all. It was from this garden that I first tasted swiss chard, still one of

Continued on page 16

**SDHS SPONSOR** ↓

If you don't have a view...  
create your own.

For the best  
selection of  
natural stone  
come to KRC Rock.

Our creative and  
knowledgeable staff  
will help you choose  
the best materials for  
your new landscape or  
home improvement project.

**KRC  
ROCK**  
Natural Stone & Boulder Supply

San Marcos (760) 744-1036  
Poway (858) 748-3953  
Lakeside (619) 443-8153

1 800 KRC ROCK (1 800 572-7625) [www.KCRCRock.com](http://www.KCRCRock.com)

**SDHS SPONSOR** ↓

**COASTAL SAGE**

coastalsage.com

We must  
cultivate  
our garden  
~ Voltaire

**GARDENING**

Garden Design and Maintenance

Specializing in drought tolerant  
landscapes, and organic edible gardening

**3685 VOLTAIRE ST. SAN DIEGO 619 223 5229**



**SDHS SPONSOR** ↓



**building healthy soils**

**compost  
soil amendment & mulches  
recycled from local greens**

**800 262 4167 for delivery**

**pick up  
El Corazon  
Compost Facility**

3210 Oceanside Blvd.  
Oceanside, CA 92056  
760 439 9920  
[www.agriserviceinc.com](http://www.agriserviceinc.com)



**SDHS SPONSOR** ↓

**check out the  
managers specials  
online**

**OPEN  
MON - SAT  
7am - 4:30pm**

- Briggs is a full-scale nursery with nearly 200 acres of growing grounds that has operated since 1974
- We sell to the public at wholesale prices
- Briggs is able to offer quality plants in sizes from flats to 4" color, shrubs, vines and trees
- **PLUS...we deliver anywhere!**

**mention this ad for a  
15% DISCOUNT!!!**



**Briggs Tree Company, Inc.**  
• a wholesale nursery •  
1111 Poinsettia Avenue  
Vista, CA 92081

**760 • 727 • 2727**

**FAX (760) 727 • 5312**

**CALL ★**

**[www.BriggsTree.com](http://www.BriggsTree.com)**

use code **BREEZE/SUN** for special pricing for a limited time only

my favorite vegetables. I would duck household chores whenever possible but never resisted weeding the garden, basking in the sun and appreciating the textures of soil, plants and bugs, which in retrospect I realize was probably my first meditative experience."

**Jackie McGee** thanks her Dad: "My father was the one who sparked my interest in gardening. From as early as I could remember we had a great vegetable garden and lots of flowers. We also had an oil drum sunk in the ground and filled with water for a pet turtle. My Dad was a railroad enthusiast and his railroad wound around the garden. When I was about eleven my Dad let me plant my own garden and I planted it with gladiolus bulbs. I thought they were very exotic."

**Tyler Miller** also got started by his Dad: "My father when I was 10 and we had a Victory Garden during the big war."

**Janet Milliken** also caught the bug from Dad, "My father was a home gardener, and I was always outside with him when he was gardening. He helped me plant my first plants about the age of 7 or 8 – carrots, which grew beautifully until I pulled them up to find that voles had bitten off each carrot leaving only the very top. I didn't try carrots again but was always out helping my father and sticking plants in the ground."

**Taylor Murphy** says, "I was about 8 years old when I first saw a Staghorn Fern at the San Diego Botanical garden, and I knew I wanted one. I now have several. My mother being Creole, practiced African Ethnobotany with Sanserverias (called Money Plant in Creole culture) and Asofetida bags (a spice) around my neck under my school uniform to ward off evil spirits who bring bad health. This must have worked, not only can I smell things no one else around me can, but I never get the flu or colds."

**Sherry Park** writes, "My first exposure to loving flowers was when I was quite young and there were hyacinths and narcissus in our yard. I remember being upset when the leaves dried up and my father cut them off...I thought he killed them, but he told me that they would come back. However, it wasn't until I was 20 and living in Hawaii that I had that moment of awakening, that 'this is what I want to do' moment. A friend living down the road would bring freshly cut lemon grass for tea. I was entranced and I knew that if there were something this wonderful in the world, that this is what I had to do...grow things. Thanks for asking...I still grow lemon grass."

**Ann Peter** began at 10: "My Dad got me started gardening. When I was just 10 my folks bought a house in Pasadena that had been owned by a lady who had been president of the Pasadena garden club, and there were all kinds of plants. It was fun, as the soil was good and everything did well. I remember planting sweet peas so we could have a few by Christmas. So many memories of that garden and my Dad."

**Cathy Ratner** says, "When I was about eight years old my mother prepared for me a little square plot to grow radishes or something. Beside it she made a tee-pee out of bamboo which was already on the property when my parents bought it. She and I planted scarlet runner beans to grow up the bamboo poles and make the walls. I loved sitting in my little hideout and thought it was beautiful. I believe that it was really her joy in gardening that rubbed off on me, and I am happy to say that I passed it along to my children. It's contagious!"

**Mary Ellen Steria** started (reluctantly) at 14: "Unfortunately, I was introduced to gardening by pulling weeds at the age of 14 under the supervision of my grandmother in Avalon, New Jersey. She had a circle of petunias she planted every summer and I was cursed by having to weed it in preparation for her transplants. If she intended to show me what hard work is, it worked! If she had included me in the planting project maybe the whole experience would have been more pleasant. I didn't jump into the full circle of gardening until I turned 38 and was blessed with four acres in Elfin Forest. After becoming a regular at the library and gaining the confidence to 'just do it,' I now am a full fledged gardener with big dreams, flowers in bloom, and weeds to pull. Grandmom would be happy to know I pull the roots out, too – she taught me well."

**Donna Sullivan** is another member with a gardening Dad: "My first time in the garden was with my Father (John Mohn). He truly had a green thumb. He would take a sprout that had volunteered in the flower beds and pot it, just to see what it would become. He also planted a victory garden during World War II and I helped in that effort. He continued to have a vegetable garden to the very end of his life at the age of 94. He was very patient with me and my sister (Margaret Mohn) and we now enjoy our own gardens and the wonders of nature."

**Megan Taylor** says, "For as long as I have known our garden has been beautiful. When I began to try and grow plants on my own, I realized that my mother was magical: how did she keep her plants so happy? Having the time and desire was, of course, important, but there seemed to be something more, a certain touch, and I wanted that touch. Only since I came home from college did I begin to request spaces in our yard to grow vegetables for my family, or plant things I found at local nurseries. I am still not my Mother, but I am trying!"

**Susi Torre-Bueno** got started in grade school: "In third grade our class had a vegetable plot and I planted radishes. I recall pulling those tiny plants up each day to check their progress and tucking them back in the soil again. Finally, when the first radish was the size of a cherry tomato I ran to the water fountain to wash it off and took a big bite. Ugh! I spat it out, and I still don't care for radishes, but I was hooked on gardening and started growing flowers from seed at our house, purchasing marigold and zinnia seeds at school for two cents a seed pack. My family had lived in apartments in New York City for several generations (my parents were the first home owners in at least a hundred years), and so there were no helpful relatives to guide me. I'll always be grateful to my teacher for getting me started!"

**Betsy Westlund** credits her Mom: "When I graduated from high school my Mom suggested I apply for a job at a local nursery that our neighbor owned...so I suppose my Mom got me started in gardening! I didn't know the difference between an annual and a perennial, but with some great co-workers and all the fresh air I quickly grew to like the field. After a few years I decided to study horticulture in college. I don't think I would have ever chosen this path on my own. I will be ever-grateful for my Mom's casual suggestion!"

#### **The question for next month is:**

Considering that the Eugenia psyllid is not entirely under control, is there a screening shrub/tree that you use for tall, very narrow areas, to take over the role that Eugenia played so well in the past? (Thanks to Dawn Standke for suggesting this question.)

Please send your e-mail reply by June 10 to [info@sdhortsoc.org](mailto:info@sdhortsoc.org).

## *Succulent Gardening*

*email ~ succulents@aol.com*

[www.succulents.us](http://www.succulents.us)

858 342 9781

### **Greenhouse Sale**

**Saturday 6/21 & Sunday 6/29**

**10am-3pm~Call or Email for directions**

*Garden Clubs ~ for a Demo/Tour/Q&A  
please call for an appointment*

or visit me at

**SDCSS~Cactus & Succulent Show**

**In Balboa Park on the Prado**

**Saturday June 7th & Sunday June 8th**

25 Years Experience in So. California



**Daniel F. E. Cannou**

Consulting Horticulturist

**Sunset Horticultural Services**

**(760) 726-4411**

Professional solutions to problems  
with plants, soil and irrigation

Award-winning garden designs  
water-wise • low maintenance



**SDHS SPONSOR** ↓


**Mary's GoodSnails™**  
 "GoodSnails™ to Eat the Bad Snails!"

Use decollate snails as a biological method for control of brown garden snails.

Mary Chidester Borevitz  
 (760) 744-9233

Order online: [www.goodsnails.com](http://www.goodsnails.com)  
 Email: [maryl@goodsnails.com](mailto:maryl@goodsnails.com)

912 Cassou Road, San Marcos, CA 92069 (mail only)

**SDHS SPONSOR** ↓


**Pearson's Gardens**  
**San Diego's Traditional Herb Farm**  
 "Over 700 Varieties"

1150 Beverly Dr. Vista, CA 92084  
 (760) 726-0717 [pearsonsgardens.com](http://pearsonsgardens.com)

**20% discount for all SDHS members - sign up for our Four Seasons Card!**

**SDHS SPONSOR** ↓

**"It's the bible of local gardening."**

**Pat Welsh's**  
**Southern California Gardening:**  
**A Month-By-Month Guide**

Completely Revised and Updated  
 Available at select nurseries and bookstores everywhere.

**PUBLISHED BY CHRONICLE BOOKS.**

**SDHS SPONSOR** ↓


**Aristocrat**  
 Landscape Maintenance, Inc.

**Mike Glynn**  
[www.aristocratlandscape.com](http://www.aristocratlandscape.com)  
 state lic. #C-27 633203

**Commercial Residential**  
 CLCA

tel (619) 287-2619  
 fax (619) 286-0778  
[aristocratlm@yahoo.com](mailto:aristocratlm@yahoo.com)

**Horticulturists of the Day** Continued from page 7

Quail Botanical Gardens will be providing docents and volunteers again this year. We always need extra people for the Fair, and since we are located right next to the QBG exhibit we are recruiting the QBG docents and volunteers to share the duties. Many have already signed up and they are eager to come. This year, Quail Botanical Gardens is partnering with the San Diego County Water Authority to show our community how to garden with less water. Both QBG and SDHS will have the opportunity to share tips and hints on how to create beautiful gardens and still be water wise.

Thanks again for making the San Diego Horticultural Society a really active and sharing group. All the Flower & Garden Show visitors appreciate our service at the Fair. 🌿

**Molecular Biology** Continued from page 8

not normally found in petunia. Since roses and petunias are not cross fertile, this could only have been done through genetic engineering.

- The low level of  $\beta$ -carotene in ordinary rice means that thousands of people die or become blind each year among the rice-consuming poor of East Asia. Several years ago Ingo Potrykus and Peter Beyer solved the problem, in principle, by creating Golden Rice, an engineered line with 100-fold higher levels of  $\beta$ -carotene.

More to come next month!

Members Carl Price and Ellen Reardon are retired from Rutgers University, where they conducted research on the molecular biology of plastids and served as editors of journals in their field.

# California GARDEN Magazine:

*The magazine for hands-on gardeners and floral designers*

\$20 for one year membership and six bi-monthly issues of *California Garden Magazine*

**San Diego Floral Association**  
 1650 El Prado #105, San Diego CA 92101  
[www.sdfloal.org](http://www.sdfloal.org)

Visit our extensive horticultural library in Balboa Park, Casa del Prado, room 105.  
 10:00 A.M. - 3:00 P.M.  
 weekdays, (619) 232-5762



**San Diego Floral Association**  
 SINCE 1907  
 CENTENNIAL CELEBRATION

Our new 2½ acre "estate" in Kingston (which we've named "Las Palomas") is everything we ever wanted – a nice big house at the end of a long country road, just ½ mile from Puget Sound, with a big garden surrounded by 10 acres of dedicated greenbelt woods that no one except the native forest creatures ever goes to. Our garden already features 80-year-old native trees, mature stands of many kinds of clumping bamboos, mature specimens of many kinds of woodland shrubs from all over the world, and many sunny planting beds, and it will be a great pleasure to develop it further in the future. Sure, it rains a lot up there (our annual average is 35") – but both the property and soil drain very quickly even in a heavy rain. And since we bought our new place last October, we haven't even had to water anything yet!

### No Good-Byes

And so now, as we "change corners" of the U.S.A., Donna and I look forward to our new adventure, and we thank you all for your many kind words and wishes. And although anything on the scale of Buena Creek Gardens is not in our plans for our new place, we do hope that we can still make some contribution of positive change for the great and very enthusiastic horticultural community in our new corner of the country.

And maybe even other corners of the country, as well, since I plan to be writing much more in my new life (it's a lot easier to write when it's raining out!). Even though I'm moving up North, you'll probably see my by-line more, not less, here in the future than you do now, including more installments of this column in this great newsletter!

And so there are no good-byes, only "until next time." I'll let you know how we're doing once we get settled in at "Las Palomas"!

Member Steve Brigham is a founding board member of SDHS and has recently sold Buena Creek Gardens (see page 5). He's also the author of our book, *Ornamental Trees for Mediterranean Climates*, with photos by co-founder Don Walker. We wish him and Donna great joy in Washington, and hope to have more of Steve's always fascinating columns again this fall.

**The Plant Forum  
resumes at the  
July meeting.**

**Please bring some  
interesting plants  
from your garden  
for one of  
our experts to  
talk about.**

**SDHS SPONSOR** ↓



**Solana Succulents**

• Rare & Exotics • Container Gardens

Jeff Moore


355 N. Highway 101  
Solana Beach, CA 92075

(858) 259-4568

www.solanasucculents.com

10% Discount for SDHS Members with this ad

**SDHS SPONSOR** ↓



*Consultation and Design* 760 943 0903

**SDHS SPONSOR** ↓



**Sunshine Gardens**

**It's time to plant ... Come on Down!**

*Visit our 7 hidden acres. We have just  
about everything the gardener in you is  
looking for:*

- Bedding Plants • Shrubs
- Citrus • Houseplants
- Vegetables • Fertilizers
- Soils • Seed
- 2 Water Gardens

www.sunshinergardensinc.com



662 Encinitas Blvd.  
Encinitas

(760) 436-3244

Open 7 Days Monday-Saturday 7:00-5:00; Sunday 9:00-4:00

**SDHS SPONSOR** ↓



10% discount for SDHS members!

Bamboos,  
Grasses &  
Foliage Plants

**Cedros Gardens**

330 S. Cedros Avenue  
Solana Beach, CA 92075

(858) 792-8640

Fax (858) 792-8745



## SDHS SPONSOR

Steve & Shari Matteson's

### BUENA CREEK GARDENS

**Hummingbird & Butterfly Plant Sale**  
**June 20 - 22 All plants 20% off!**



Open 10AM to 4PM  
every Friday, Saturday and Sunday  
(760) 744-2810  
418 Buena Creek Road  
San Marcos, CA 92069  
www.buenacreekgardens.com

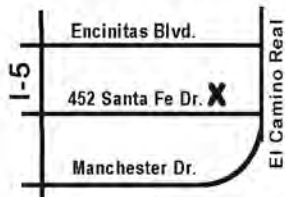
## SDHS SPONSOR



### Nursery, Maintenance & Design

10% discount for SDHS members

Open daily 8am to 5pm  
1452 Santa Fe Drive, Encinitas  
(760) 753-2852  
www.barrelsandbranches.com



## SDHS SPONSOR

### You're Invited:

For the Best in Bamboo, Palms, Cycads, Phormiums, Grasses, and other Exotics.

Visit our 4 Acre Display Garden and see the newest and most unusual flora from around the world, including our special Australian, New Zealand and South African collections.

2498 Majella Rd, Vista  
760-758-6181

**www.BotanicalPartners.com**



Home of  
**Bamboo**  
Headquarters



### MARIPOSA TREE SERVICE INC

**KEEP YOUR TREES BEAUTIFUL, SAFE AND HEALTHY!**

- ♦ Expert Tree Pruning & Removal
- ♦ Tree & Shrub Fertilization
- ♦ Certified Arborist Consultations

All jobs personally supervised by owners  
Serving Rancho Santa Fe Area Since 1977

**(858) 756-2769**

Lic# 658986



## Plants That Produce Continued from page 7

☠ Zapote Negro (*Diospyros revoluta*), aka Black Apple – deadly to confuse with Black Sapote.

☠ Sapote of India (*Parkia timoriana*), aka Yongchak. #1 cause of throat cancer in Thailand.

☠ Sapote Agrio (*Annona muricata*), Graviola, Guanábana, Guyabano, Soursop, Zapote. Each fruit (or 12 oz. of the popular drink) contains about 35 mg of Annonacin compounds. Consuming on average 25 mg or more per day on a weekly or monthly basis for a period of a few years or more causes significant destruction of brain cells and a permanent dementia condition. Natives to the island of Guadalupe who have eaten the fruit on a daily basis for over two decades have become completely dysfunctional. Persons voluntarily taking the herbal supplement Graviola (600 mg Annonacins) on a daily basis for cancer prevention are at serious risk. The popular fruit Cherimoya (*Annona cherimola*) is a very close relative of Graviola and considered by some neurologists to contain the same quantities of Annonacins.

SDHS member Richard Frost is also member of the California Rare Fruit Growers. For more information, see [www.frostconcepts.com/horticulture](http://www.frostconcepts.com/horticulture).

## Daylilies Continued from page 8

Daylilies are one of the most dependable perennials, being low maintenance and fairly drought-tolerant. The daylilies cultivated today are hybrids of species originally from East Asia. Each year hundreds of new varieties are produced by hybridizers, and the best are registered with AHS. Daylilies grow in attractive clumps with graceful sword-shaped leaves. The varieties at QBG all have evergreen foliage, while the cold-hardy varieties that are grown in Northern climates are deciduous.

Daylilies like sunny sites. For best bloom they need at least four hours of sun daily, but can tolerate light shade. Daylily petals are edible, surprisingly enough, and so at QBG many varieties have been planted along the paths in the Fruit Garden. For their beauty they have also been placed in the Herb Garden, around the lawn and by the Ecke building. Come enjoy them! ☘



Marked by Lydia

Photo: Sanford Shapiro

## PLANT FORUM COMPILATION

Our CD lists 5300+ plants that were displayed at our meetings from 1994 to 2003, with detailed descriptions of 1100+ plants. Plant wisely and learn more about plants. It is a great resource for you and a terrific gift! Use your \$5 Hort Bucks towards buying this CD.

FREE if you renew for 5 years (rates on page 3)  
Order yours TODAY for only \$14.

Mail check to:

**San Diego Horticultural Society**  
Attn: Plant Forum CD, P O Box 231869, Encinitas, CA 92023-1869

**Here is a partial list of suitable-for-cutting flowering plants:**

<i>Achillea</i> (Yarrow)	<i>Hebe</i>
<i>Agapanthus</i> (Lily of the Nile)	<i>Helichrysum</i> (Strawflower)
<i>Ageratum</i> (Floss Flower)	<i>Hemerocallis</i> (Daylily)
<i>Alstroemeria</i> (Peruvian Lily)	<i>Heuchera</i> (Coral Flower)
<i>Anemone</i> (Wind Flower)	<i>Hibiscus</i>
<i>Anigozanthus</i> (Kangaroo Paw)	<i>Hydrangea</i>
<i>Antirrhinum</i> (Snapdragon)	<i>Iberis</i> (Candytuft)
<i>Argyranthemum</i>	<i>Iris</i>
(Chrysanthemum, Marguerite)	<i>Kniphofia</i> (Red-Hot Poker)
<i>Boronia</i>	<i>Lavatera</i> (Mallow)
<i>Calendula</i> (English marigold)	<i>Lavendula</i> (Lavender)
<i>Chamaecladum</i> (Waxflower)	<i>Leonotis</i> (Lion's Ear)
<i>Clematis</i>	<i>Limonium</i> (Sea Lavender)
<i>Clivia</i> (Kaffir lily)	<i>Matthiola</i> (Stock)
<i>Coreopsis</i>	<i>Papaver</i> (Iceland Poppy)
<i>Cosmea</i> (Cosmos)	<i>Romneya</i> (Matilja, Fried Egg Poppy)
<i>Dianthus</i> (Sweet William)	<i>Rosa</i> (Rose)
<i>Diosma</i> (Breath of Heaven)	<i>Rudbeckia</i> (Cone Flower)
<i>Digitalis</i> (Foxglove)	<i>Salvia</i>
<i>Gaillardia</i> (Blanket Flower)	<i>Scabiosa</i>
<i>Gardenia</i>	<i>Stephanotis</i> (Madagascar Jasmine)
<i>Gerbera</i> (Gerber Daisy)	<i>Polianthus</i> (Tuberose)
<i>Godetia</i> (Satin Flower)	<i>Zantedeschia</i> (Calla Lily)

Additionally, here are some shrubs and ferns suitable for combining with cut flowers. Most likely, many others will work as well—try experimenting.

*Acacia*  
*Asparagus setaceus* (Asparagus Fern)  
*Buxus* (boxwood)  
*Camellia*  
*Cordyline*  
*Hedera* (Ivies)  
*Nephrolepis cordifolia* (Sword Fern)  
*Podocarpus*  
*Rhumora adianiformis* (Leather Fern)  
*Strelitzia reginae* (Bird of Paradise)

We are fortunate to have so many varieties of plants from which to select in our area. We all enjoy the sight of a beautiful garden. And it can be especially satisfying to be able to bring some of that beauty indoors, or to share it with others by bringing a "home-grown" arrangement to a friend or relative.

Author Jan Garrett works at Briggs Tree Company, a new SDHS sponsor. All the plants listed above are available (in season) at Briggs. See their ad on page 16, and visit their website <http://www.briggstree.com/>.

**SDHS SPONSOR** ↓

**WALTER ANDERSEN NURSERY**

**Bring this ad to the Poway Store  
and get  
\$50.00 off any Outdoor Grill  
for \$369.99 or more**

Poway store only, not good with any other offer.  
One coupon per grill.

**Good until June 30, 2008. (Fathers Day June 15th)**

Ask about delivery if you can't get them home. We do deliver!

12755 Danielson Court  
Poway, CA 92064  
(858) 513-4900  
FAX (858) 513-4790  
Open 9-6, 7 days a week



3642 Enterprise Street  
San Diego, CA 92110  
(619) 224-8271  
FAX (619) 224-9067  
Open 8-5, 7 days a week

Free Garden Classes at both locations on Saturday mornings  
[www.walterandersen.com](http://www.walterandersen.com)

**SDHS SPONSOR** ↓



Botany and Botanical Art Education

[www.ArtPlantae.com](http://www.ArtPlantae.com)

[www.ArtPlantaeBooks.com](http://www.ArtPlantaeBooks.com)

Books about botany & botanical illustration

[www.ArtPlantaeToday.com](http://www.ArtPlantaeToday.com)

A blog for botanical illustrators

CACTI, AGAVES,  
AND YUCCAS  
of California and Nevada



Stephen Ingram

**CACTI, AGAVES,  
AND YUCCAS  
of California and Nevada**

- Field guide and natural history for more than 60 species
  - 262 color photos, 52 color range maps, and 15 color paintings
  - Conservation, cultivation, and where to see plants in the wild
  - 20% discount direct from Cachuma Press
- [www.cachumapress.com](http://www.cachumapress.com) or 805/688-0413



## Discounts For Members

Pick up a Grangetto's Preferred Customer Savings Card at any Grangetto's location (see ad page 23). Get a **Hydro-Scape** Preferred Customer Cash Card at any of their 18 locations.

Get a 20% discount at Pearson's Gardens – see ad page 20. Get a 15% discount at Briggs Tree Co. & Wholesale Nursery in Vista (tell them to look up the "San Diego Hort Society Member" account).

Show your membership card and take 10% off any non-sale item at **Mission Hills Nursery** and **Moose Creek Nursery**.

Take 10% off membership fees at **Quail Botanical Gardens**.

SEE THESE ADS FOR MORE DISCOUNTS: **Barrels & Branches**, **Buena Creek Gardens**, **Cedros Gardens**, **IGS**, **Kniffling's Discount Nurseries**, **Pacific Horticulture**, **The Plant Man** and **Solana Succulents**.

Ask for your member discount when you go to **Daniel's Specialty Nursery**.

**SDHS members save 36% on subscriptions to Pacific Horticulture**

**Only \$18/year brings you a beautiful full-color magazine all about West Coast gardening!**

*Each fascinating issue has articles on places to visit, unique gardens, plant info, and lots more.*

**To subscribe to this exceptional publication send \$18 with your dues**

*Pacific Horticulture*



## Pacific Horticulture Tour Program 2008-2009

**Sardinia, Santa Barbara, Spain, New Zealand, Croatia & Slovenia ...**  
**tour the world with the fun & knowledgeable folks from the Pacific Horticulture Foundation.**

**To learn more visit**  
**[www.pacifichorticulture.org/tours.php](http://www.pacifichorticulture.org/tours.php)**

## THE PLANT MAN

Specializing in Rare & Unusual Succulents & Cacti, Tropicals, Tillandsias, Crested & Variegated Plants, Caudiciform Succulents and other Abnormalities of the Plant World. Unique Handbuilt Ceramics, Vintage Pottery, Great Rocks & Garden Art.

**2615 Congress Street**  
**Old Town - San Diego**

**Hours: Noon to 6 pm, Wednesday thru Sunday**  
**(619) 297-0077**

**10% off for all S.D. Horticultural Society Members**

## HANDSOME NEW NAMETAGS

Is your SDHS nametag out of date – or have you recently joined and in need of a nametag? Sturdy magnet-back nametags with our NEW logo are available now for only \$8.50; call Diana Goforth to order yours: (760) 753-1545. You can pay for these with your \$5 value Hort Bucks (see page 9).



## Classified Ads

FREE TO MEMBERS;  
 call Susi at (760) 295-7089 for details.

**Do you need experienced part-time or one-time garden help?** I can weed, prune, plant, dead-head and generally spruce up your garden! Call Betsy at (619) 322-5635.

## Garden Glories Nursery

**1356 Douglas Dr., Vista, CA 92084**  
**[www.gardengloriesnursery.com](http://www.gardengloriesnursery.com)**



**Alstroemerias, Succulents, Perennials & Rare Annuals**

**Liz Youngflesh**  
**(858) 449-5342 call for appointment**



**Shellene S. Mueller**  
 Landscape Designer  
 Member APLD

**San Diego, Ca.**  
**(858) 337-7302**

**[designsbyshellene@sbcglobal.net](mailto:designsbyshellene@sbcglobal.net)**

*"Award Winning Landscape Designs"*

# PLEASE!

Support our advertisers, and when you do, please mention that you saw their advertisement in this newsletter.





# Weidners

## The Garden Show Place

### GARDEN COLOR!

Fuchsias ~ Impatiens ~ Perennials  
Special Shrubs  
Fountains ~ Statuary

East of I-5 between  
Leucadia & La Costa exits  
**(760) 436-2194**  
[www.weidners.com](http://www.weidners.com)



**Sign Up for Grangetto's Preferred Customer Savings Card and Start Receiving Your Benefits Today!**

- Fertilizers
- Soil Amendments
- Sod & Seed
- Organic Products
- Irrigation Supplies
- Power Equipment
- Pest & Rodent Control Products

**Visit Us Today!**  
[www.grangettosnews.com](http://www.grangettosnews.com)



# GRANGETTO'S

Solutions For Your Lawn & Garden Needs

**Escondido**  
1105 W. Mission Ave.  
(760) 745-4671

**Encinitas**  
189 S. Rancho Santa Fe  
(760) 944-5777

**Fallbrook**  
530 E. Alvarado St.  
(760) 728-6127

**Valley Center**  
29219 Juba Rd.  
(760) 749-1828



# *edible* SAN DIEGO<sup>®</sup> Magazine

Subscribe • Advertise • Give a gift

Get the best authentic stories  
directly from San Diego's fields and kitchens.



[www.ediblesandiego.com](http://www.ediblesandiego.com)

THE STORY ON FRESH LOCAL FOOD

San Diego Horticultural Society  
P.O. Box 231869  
Encinitas, CA 92023-1869

**Change Service Requested**

Nonprofit Organization  
U S Postage  
PAID  
Encinitas, CA 92024  
Permit No. 151



# What's Happening? for June 2008

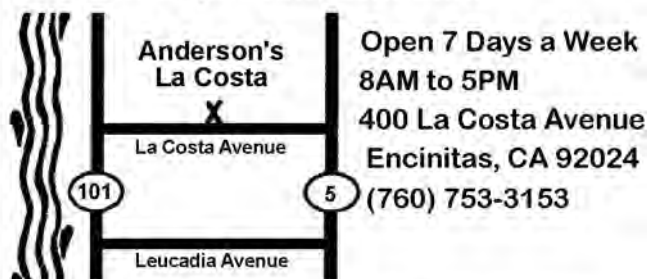
The SDHS is happy to publicize items of horticultural interest. See other side for resources & ongoing events.  
Send calendar listings by the 10<sup>th</sup> of the month before the event to [calendar@sdhortsoc.org](mailto:calendar@sdhortsoc.org).

## ▼ SDHS Sponsor

### Anderson's La Costa Nursery & Garden Design Center

- ♦Full Service Nursery & Garden Design Center
- ♦Over 200 Running Fountains
- ♦Trees, Shrubs, Vines, Succulents
- ♦Huge Greenhouse For Indoor Plants
- ♦Large Selection of Pottery & Statuary
- ♦Benches & Trellises
- ♦Professionals to Answer Your Questions
- ♦Exquisite New Gift Shop

.....Expect the Unusual



[www.AndersonsLacostaNursery.com](http://www.AndersonsLacostaNursery.com)

Hello to all and welcome to our June & Father's Day garden tips update. We hope everyone had an enjoyable Memorial Day Weekend and a good start to the month of June. So much is happening in and around the nursery I'm not sure where to start so I'll plunge right in. June usually features mellow weather (and maybe some of that old June gloom) in our area and the mild conditions are just right for getting plants off to a good start. Note that many flowers and vegetables should be planted from bedding plants this month rather than seeds because time is growing short for warm weather plants to fully mature. Remember - now that the weather is warmer you can lower your water bills by watering at cooler times of day to prevent quick evaporation.

Random thought - If you're planning on going on vacation this summer be sure to arrange for someone to water your plants while you're away!!

Before we get "semi-serious" a little early Father's Day humor courtesy of Dave: A company held a contest for kids with the theme: "The nicest thing My Father Ever Did For Me." One kid answered "He married my mother."

### What's New:

- Plumeria – more & more coming in green and budded out.
- Hydrangeas – Mopheads & Lacecaps - In White, Pinks and Blues – simply gorgeous.
- For long lasting low growing yellow flowers check out Texas Sundrops (*Calyophus drumondii*). Great in a hot, dry spot in the garden.
- Gaura – becoming more popular each year. Why? Sports abundant pink flowers above dense burgundy tipped green foliage. Grows to 2' x 2' mounds with very long lasting blooms.

### In our greenhouse:

- Orchids were fully replenished after Mother's Day rush. Some are also fragrant. The *Paphiopedalum* are amazing.
- Sensitive Plants (kids just love them). When you touch the leaves they fold up like shy little flowers (or like my cat).

### Vines including:

- Beautiful blooming Clematis, *Mandevilla* 'Alice duPont' (they are really enjoying the hot sun that popped out as I am typing this). Also – Guinea Goldvine, *Lonicera* 'Gold Flame' (so fragrant) and *Dalechampia* 'Purple Wings'.

### Water Plants arrived as I write this:

- Lots of Water Lilies in bud & bloom in pinks, cream, yellow, peach and blue – just gorgeous. Also other aquatic plants – Horsetail Reed, Yellow Snowflake, Water Cress, Pink Pickerel, White Fairy Lily.

### The Water Conservation Garden (contact info on other side)

June 7, 10am – noon, Designing Landscapes with Native Plants: Yvette Andersen discusses California natives and proper care and placement of drought-tolerant natives in your garden. \$10/members, \$15/non-members

June 7, 1 – 3pm, Water-Wise Series, Class 1, Designing with California Friendly Plants: Jan Tubiolo shows how to create a water wise garden from scratch. \$15/members class 1 only, \$45/Members 4-class series. \$25/non-members Class 1 only, \$75/non-members 4-class series

June 14, 10am – noon, Sustainable and Fire Safe Planting: Marian Marum presents a holistic sustainable approach to landscaping addressing fire safety, water conservation, & storm water runoff. \$10/members, \$15/non-members.

June 14, 1 – 3pm, Water-Wise Series Class 2, Mulch, Compost, Fertilizer: Jan Tubiolo and Master Composter Elizabeth Ramos discuss in detail the benefits of these garden enhancing essentials. \$15/members, \$15/non-members.

June 21, 12:30 – 3:30PM, Water-Wise Series, Class 3 Irrigation Design For Water-Wise Gardens: Don Schultz will discuss the essential design principles for integrating overhead sprinklers and drip irrigation into your garden. \$15/Members; \$25/non-members.

June 28, 10am – noon, Hillside Gardening NEW! Connie Beck shows how to make the most of gardening on a slope. Erosion control, proper plant choices, terracing and retaining walls are some of the topics that will be covered. \$25. (619) 660-4350 or [www.cuyamaca.edu/preview](http://www.cuyamaca.edu/preview).

June 28, 1 – 3pm, Water-Wise Series, Class 4, Managing Your Irrigation Water: Don Schultz discusses how soil, plants, and water relationships result in better plant health and water management. \$15/members, \$25/non-members.

June 1, 9 – 11am, Native Plant Nature Walk: Meet at the Tecolote Canyon Nature Center. Learn about the plants of this urban nature preserve. This walk is hosted the first Sunday of every month by California Native Plant Society, San Diego chapter. 5180 Tecolote Road, San Diego. (858) 581-9944. [www.cnpssd.org](http://www.cnpssd.org).

June 1, 10:30 – 11:30am, Hon Non Bo: Learn more about Vietnamese miniature mountain landscape at this Hon Non Bo Association bi-monthly event. Room 101, Casa del Prado, Balboa Park. (858) 689-0967.

June 3, 7:30pm, San Diego County Orchid Society: Novice classes 6:30pm, Room 104, general meeting begins at 7, Room 101. Free, everyone is welcome. Casa del Prado, Balboa Park. [www.sdorchids.com](http://www.sdorchids.com).

June 4, 7pm, Palomar Orchid Society: Program TBA. There will be a member orchid "Show and Tell", Plant Table orchid raffle and refreshments. Carlsbad Woman's Club, 3320 Monroe St. Carlsbad. [palomasorchid.org](http://palomasorchid.org).

June 7, 9am – 5pm, June 8, 10am – 4pm, San Diego Cactus and Succulent Society: Plant Sale and Show (Show hours on 6/2 will be 10am – 3pm – judging after 3pm). Room 101, Casa del Prado, Balboa Park. [www.sdcss.com](http://www.sdcss.com).

June 7, Walter Anderson Nursery Classes: 9:00am, Fuchsia Varieties & Care. (San Diego: 3642 Enterprise Street, (619) 224-8271); 9:30am Water Gardening. (Poway, 12755 Danielson Court, (858) 513-4900) [www.walteranderson.com](http://www.walteranderson.com).

June 7 & 8, 10am – 4pm, "June Bloom" Perennial Plant Sale: Huge selection and variety of perennial flowering plants. The Potting Shed at the Fullerton Arboretum. 1900 Associated Road, Fullerton. (714) 278-7066 or [fullertonarboretum.org](http://fullertonarboretum.org).

June 7 & 8, 10am – 5pm, Mission San Juan Capistrano's "Flower and Garden Festival": Includes plants, flowers, all types of garden items, food, live music, plant-sitting, live demonstrations and a raffle. Admission includes access to the Mission grounds and historic exhibits as well as the festival. \$9/Adults, \$8/Seniors (60+), \$5/children 3-11. 26801 Ortega Hwy. (949)234-1321 or [www.missionsjc.com](http://www.missionsjc.com).

June 7, 10am – 3pm, June 10am – 4pm, San Diego Cactus and Succulent Society: Plant Show and Sale. Judging for the Plant Show will be 3pm June 7. Everyone welcome. Room 101 Casa del Prado, Balboa Park. [www.sdcss.com](http://www.sdcss.com).

June 8, 1pm, Southern California Plumeria Society: Everyone welcome. War Memorial Building, Balboa Park. [www.socalplumeriasociety.com](http://www.socalplumeriasociety.com).

June 8, 1:30pm Mabel Corwin Branch of the American Begonia Society: Meeting will be held at the tropical garden of Gisela and Tom Felter, 920 Quails Trail Road, Vista; a garden tour follows the meeting. For information: (760) 230-1073.

### Quail Botanical Gardens – see insert for other events (contact info on other side)

June 8, 2 – 4pm, Floral Design, Hands-on Workshop: David Root teaches abstractions and manipulation of unusual plant material. Bring a floral knife, clippers, wire cutters, and scissors. \$55/Members, \$60/non-members. Advanced registration required.

June 14, 2 – 4pm, succulent Plants as Bonsai: Join Philippe de Vosjoli and Rudy Lime for a presentation on their new book, *Pachyforms 2: Bonsai Succulents*, plus book signing and sale of pre-bonsai plants. Free with Gardens admission.

June 10, 7pm, San Diego Geranium Society: Program TBA. Room 101 Casa del Prado, Balboa Park. [www.sdgeranium.org](http://www.sdgeranium.org).

June 11, 9:30am, Poway Valley Garden Club: Garden tour, socializing. Templars Hall, Old Poway Park; 14134 Midland Road, Poway. [home.san.rn.com/pvgc](http://home.san.rn.com/pvgc).

June 11, noon, Ramona Garden Club: "Potluck at the Park". Check the progress of the club's water-wise garden and the future site of the Blue Star Memorial Marker to be dedicated to all veterans. Collier Park 6<sup>th</sup> and E streets. (760) 778-2616 or [www.ramonagardenclub.com](http://www.ramonagardenclub.com).

June 11, 7:30pm, San Diego Epiphyllum Society: Program TBA. Room 101, Casa del Prado, Balboa Park. [www.epiphyllum.com](http://www.epiphyllum.com).

June 12, 7:30pm, So. California Horticultural Society: Maurice Levin discusses Cycad horticultural practices for So. California, focusing on how to grow cycads successfully. Free to the public. Friendship Auditorium, 3201 Riverside Drive, Los Angeles. (818) 567-1496 or [www.socalhort.org](http://www.socalhort.org)



**June 14, Walter Anderson Nursery:** 9:00am, Bromeliads & Tillandsias. (San Diego see June 7) 9:30am: Attracting Butterflies & Hummingbirds to your garden. (Poway see June 7) [www.walteranderson.com](http://www.walteranderson.com).

**June 14, 10am, San Diego Bromeliad Society:** Program TBA. Visitors welcome – free. Room 104, Casa del Prado, balboa Park. [www.bsi.org/webpages/san\\_diego.html](http://www.bsi.org/webpages/san_diego.html).

**Jun. 14, 10 – 11:30 am, Fabulous Plumeria:** Join Curtis Hayes for a lively and informative talk on caring and growing plumeria. He will cover sun and temperature, drainage,, pruning, and much more.. Fullerton Arboretum, 1900 Associated Road, Fullerton. (714) 278-3407 or [fullertonarboretum.org](http://fullertonarboretum.org).

**June 17, 7:00pm, California Native Plant Society – San Diego Chapter:** Stephen Ingram on Cacti, Agaves and Yuccas of California and Nevada. At 7pm – 7:30 bring your unknown plants and we'll help you learn to identify them. Free, open to the public. Rm 104, Casa del Prado, Balboa Park. [www.cnpssd.org](http://www.cnpssd.org).

**June 17, San Diego Floral Association:** Learn about “The Authentic Garden”, speaker Claire Sawyers, author and director of the Scott Arboretum of Swarthmore College. Room 101, Casa del Prado, Balboa Park. (619) 232-5762 or [www.sdfloal.org](http://www.sdfloal.org).

**June 18, 7pm, San Diego County Branch of the Cymbidium Society of America:** Program TBA. The meetings are to share information and educate one another in the culture of Cymbidium, Paphiopedilum, and other outdoor growing orchid genera. Guests are welcome. Women’s Club of Carlsbad, 3320 Monroe St., Carlsbad [www.cymbidium.org/branch.html](http://www.cymbidium.org/branch.html)

**June 18, 7 – 9pm, Preserve Calavera:** John Turbeville will speak on Mt Calavera. See how this extinct volcano has shaped the area we see today. Come early and enjoy the native plant garden and sunset from the patio. Aqua Hedionda Lagoon Discovery Center, 1580 Cannon Road, Carlsbad.

**June 19, 7:30pm, San Diego Fern Society:** Program TBA. Guests welcome. Room 101, Casa del Prado, Balboa Park. [www.sdfern.com](http://www.sdfern.com).

**June 21, Walter Anderson Nursery:** 9:00am, Tropical Fruits (San Diego; see June 7) 9:30am, Edible Plants for the Garden you DON'T know about, (Poway; see June 7) [www.walteranderson.com](http://www.walteranderson.com).

**June 21, 10am – 3pm, Master Gardener Association Summer Plant Sale:** Master gardeners will be on hand with information on plant selections and to provide horticulture and pest control advice. Room 101, Casa Del Prado, Balboa Park. Information (858) 694-2860 or [www.mastergardenerssandiego.org](http://www.mastergardenerssandiego.org).

**June 22, Family Garden Day Celebration:** The Kate Sessions Geranium Launch, featuring a new geranium named in honor of the Mother of Balboa Park, will be part of the celebration in the gardens. The new geranium will be available for purchase. Marston House, Balboa Park. Times for the events vary; please call (619) 298-3142 or [www.sandiegohistory.org](http://www.sandiegohistory.org).

**June 23, 2pm, Lake Hodges Native Plant Club:** Program TBA. Rancho Bernardo Public Library, Community Room. 17110 Bernardo Center Drive, San Diego. [www.lhnpc.org](http://www.lhnpc.org).

**June 24, 7:30pm, San Diego Dahlia Society:** Program TBA. Room 101, Casa del Prado, Balboa Park. (858) 672-2593

**June 25, 9:30am, San Diequito Garden Club:** Program TBA. Social 9:30 – 10am, meeting begins at 10. Ecke Family Building, Quail Botanical Gardens, 230 Quail Gardens Drive. (760) 436-3036.

**June 25 6pm, California Rare Fruit Growers San Diego Chapter:** How to Take Care of Rare Fruit Trees. Room 104, Casa del Prado, Balboa Park. [www.crfgsandiego.org](http://www.crfgsandiego.org).

**June 25, 6pm, Mission Hills Garden Club:** Speaker Robin Rivet, Center for Sustainable Energy will talk on Fruiting trees and pruning, and planting techniques for arid climates and small yards. United Church of Christ, 4070 Jackdaw Street. Free/members, \$10/guests. (619) 923-3624 or [missionhillsgardenclub.org](http://missionhillsgardenclub.org).

**June 28, Walter Anderson Nursery:** 9:00am, Children's Garden, (San Diego; see June 7); 9:30am, Hanging & moss baskets. (Poway; see June 7) [www.walteranderson.com](http://www.walteranderson.com).

## Garden Tours (also see page 10)

**June 14, 10am – 4pm, San Diego Floral Association Annual Garden Tour:** Featuring three historic gardens in Mission Hills and three in Point Loma. Tickets: \$15/advance \$20/day of event. Contact for more details and location, (619) 232-5762 or [www.sdfloal.org](http://www.sdfloal.org).

## Resources & Ongoing Events

**QUAIL BOTANICAL GARDENS:** Open daily 9-5 (closed Thanksgiving, Christmas, New Year's Day); 230 Quail Gardens Dr., Encinitas. Fee: \$10/adults, \$7/seniors, \$5/kids; parking \$1. Free to members and on the first Tuesday of every month. (760) 436-3036; [www.qbgardens.org](http://www.qbgardens.org)

**WATER CONSERVATION GARDEN:** Open 9-4 daily, free. Docent-led tours every Saturday at 10:30am & Sunday at 1:30pm. 12122 Cuyamaca College Drive West, El Cajon, (619) 660-0614 or [www.thegarden.org](http://www.thegarden.org)

**MISSION TRAILS REGIONAL PARK:** Guided hikes Wed., Sat. & Sun. Visitor Center open 9-5, off Mission Gorge Rd., San Carlos, (858) 668-3275.

**MASTER GARDENER HOTLINE:** Gardening questions answered by trained volunteers Mon.-Fri., 9-3, (858) 694-2860, [www.mastergardenerssandiego.org](http://www.mastergardenerssandiego.org)

**SAN ELIJO LAGOON CONSERVANCY:** Free 90-minute public nature walk 2<sup>nd</sup> Saturday of each month start at 9:00 am. Call (760) 436-3944 for details.

**DESERT WILDFLOWER HOTLINE:** Anza-Borrego Desert State Park: (760) 767-4684. For information, events, road conditions, etc. call (760) 767-5311 or visit <http://desertusa.com/wildflo/wildupdates.html>.

**WILDFLOWER HOTLINE:** March to May call the Theodore Payne Foundation hotline: (818) 768-3533 for info. on blooms in So. California and elsewhere; visit <http://theodorepayne.org>

### BALBOA PARK:

**Offshoot Tours:** Free 1-hr walking tour in Balboa Park every Sat., 10am. Meet at Visitors Center; canceled if rain or less than 4 people. (619) 235-1122.

**Botanical Building** is one of the world's largest lath structures, with 1200+ plants and lavish seasonal displays. Open Friday–Wednesday, 10am to 4pm.

**Botanical Library.** Room 105, Casa del Prado, Mon.-Fri. and first Sat., 10am-3pm, (619) 232-5762.

**Japanese Friendship Garden:** Tues. to Sun., 10-4. Fees: free 3<sup>rd</sup> Tuesday; \$5/family; \$2/adult, \$1/seniors/students; (619) 232-2721, [www.niwa.org](http://www.niwa.org)

**Canyoneer Walks:** Free guided nature walks Saturday & Sunday. (619) 232-3821 X203 or [www.sdnhm.org](http://www.sdnhm.org)

**Balboa Park Ranger Tours:** Free guided tours of architecture and horticulture, Tuesdays & Sundays, 1pm, from Visitors Center, (619) 235-1122.

**S.D. Natural History Museum:** Exhibits, classes, lectures, etc. (619) 232-3821; [www.sdnhm.org](http://www.sdnhm.org)

**S.D. Zoo:** Garden day 3rd Friday of every month from 10am. Pick up schedule at entry. Info: (619) 231-1515, ext 4306; [www.sandiegozoo.org](http://www.sandiegozoo.org)

## Garden TV and Radio Shows

**Anderson's La Costa Nursery Radio Show:** Saturdays 8:00 – 9:00 am on KCEO Radio AM 1000. Timely garden tips, caller questions, guests.

**Garden Compass Radio Show.** Sat. and Sun., 8–9am. KPOP 1360, hosts Bruce and Sharon Asakawa, John Bagnasco. Call-in questions: (619) 570-1360 or (800) 660-4769.

### Other Godies:

- *Calandrinia spectabilis* – great rock garden plant. Grey/green succulent leaves with gorgeous magenta flowers on a long stem. Blooms on & off thru Spring, Summer & Fall (that's the “spectabilis” part).
- *Euphorbia martinii* & *Euphorbia* ‘Rudolph’ – fabulous lime green & chartreuse flowers , respectively.
- *Mandevilla laxa* ‘Chilean Jasmine’ - Very fragrant white showy flowers – should stay green all year here.
- Rose Campion (*Lychnis coronarius*) – silvery foliage, bright magenta flowers. To 2.5’ tall and 1’ wide, blooms spring through late summer. Don't plant beside anything red – it will clash.

### Some things to keep us occupied in June:

June Bloom: Fuchsia, hydrangeas, lantana and zinnia are at the height of bloom in June. Fuchsias and hydrangeas need plenty of water. Lantana is one of the easiest full sun, drought-resistant plants to grow. Irrigate plants at ground level. Zinnias should not be sprinkled or watered overhead.

Bougainvilleas – Transplanting & Care: Choose plants with the color and growth habit you want. Choose a spot in full sun and dig a hole twice as wide and the same depth as the container. Cut out the bottom of the pot and plant to allow root spreading downwards and wait 2 years to cut out the surrounding pot to minimize transplant shock. Add some more soil to make the top of the root ball level with the ground and add organic Dr Earth all purpose fertilizer and water in.

Keep Container Plants Well Watered - During the summer plants need to be thoroughly watered, not just sprinkled. Pay careful attention to plants growing in containers as their water needs are much greater than plants grown in the soil.

Citrus Care: Unlike deciduous fruit trees most citrus trees don't require yearly pruning. However, you can often revitalize older citrus trees by removing dead branches and twigs from the interior of the tree. Keep citrus and avocados well-watered (deeply every 2-3 weeks), and add a 3”-thick layer of mulch to maintain uniformly cool temperatures. Feed trees about every 3 weeks during their growing season.

Plant palms, cacti, and succulents. Let the soil dry between watering and provide light shade during the hottest portion of the day for the more sensitive ones.

Prune or sheer hedges so the top is slightly narrower than the base.

Lightly prune, feed, and water roses on a weekly or bi-weekly basis to encourage them to flower continuously into late fall.

You can use less water and still have a beautiful lawn - water early in the morning (preferably before 7 a.m). Water deeply once a week (but not more than twice a week) to promote deep rooting and reduce evaporation. Proper mowing helps grass grow deeper roots and encourages much side-branching for a thicker carpet.

Feed all plants with a balanced slow release fertilizer containing micronutrients in addition to the basic nitrogen, phosphorous, and potash/potassium (N- P-K).

Water the garden deeply every week or two depending on how consistently hot the weather has been and whether plant roots have grown deep into the soil.

You're not going to want to miss this one.....

**KRAZY KATHY** is having  
A very special sale!!! (with friends)  
Container Gardens, Seedlings, Gourds, Baskets, etc.

Saturday, June 7th  
10 a.m. - 4 p.m.

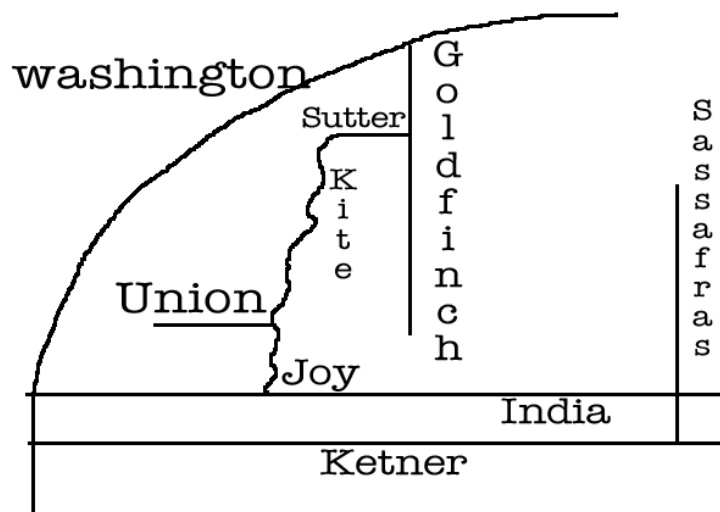


**Kathy Walsh**

Ph: 619.296.8429 ▪ Cell: 619.850.7301

krazykathys@cox.net

3570 Union Street,  
South Mission Hills





## Coming up at Quail Botanical Gardens



### South African Plants for a California Garden

Thursdays, June 12, 19, and 26, 7 – 9pm

Saturday, June 28, 9am – 12pm

South Africa offers a wide variety of plants suitable for a “California Friendly” garden. During the evening classes, Jason Kubrock will teach you how to identify and care for these plants that demand little water and, yet, can look extremely lush in the landscape. On Saturday there will be a tour of the South African plants at Quail Botanical Gardens by Jeremy Spath.

Cost: Members \$80, non-members \$100

Advance registration required. Call 760/ 436–3036 x206

### Succulent Plants as Bonsai

Saturday, June 14, 2pm

Join Philippe de Vosjoli and Rudy Lime for a presentation on their new book, *Pachyforms 2: Bonsai Succulents*. The book focuses on the cultivation of caudiciform and pachycaul plants, species with unusually thick or globose at naturally develop into sculptural forms. It is the first book dedicated to the use of succulent plants as bonsai. After the presentation, there will be a book signing and sale of prebonsai plants. There will also be mature specimens on view.

Cost: Free with admission to the Gardens.



### Bye Bye Grass!

Part I: Tuesday, July 8, 6:30 – 8:30pm

Tired of being a slave to your water-thirsty lawn? Join Nan Sterman, gardening expert, host of the PBS show, *A Growing Passion*, to learn how to exterminate your lawn for good. Nan will discuss extermination options, including the pros and cons of chemical and non-chemical methods, and ways to physically remove grass.

Part II: Wednesday, July 9, 6:30 – 8:30pm

Your lawn is gone. What do you do next? Nan will discuss evaluating your irrigation system, deciding on the kinds of spaces you need in your garden, and preparing the soil. She will also offer creative ideas for beautiful, low-water plantings. Using Quail Botanical Gardens as an outdoor classroom, Nan will guide you through living examples of water-wise landscapes, show you interesting drought-tolerant ground covers, and introduce you to the variety of hardscape options. Nan is also the author of *California Gardener's Guide, Volume 2*.

Cost: Free. Brought to QBG by the Water Conservation Garden at Cuyamaca College.

Advance registration required. Call 619/ 660–0614 x10

### Creating a Zen Garden for Southern California

Thursdays, July 10, 17, and 24, 7 – 9pm

Saturday, July 26, 9am – 12pm

Learn about the art of creating a Zen Garden suitable for Southern California from two well-known experts in the field, Phil Tacktill and Van Moch Nguyen. On Saturday, students will visit the Self Realization Fellowship Garden and the gardens of both instructors, all excellent examples of a Zen garden.

Cost: Members \$80, non-members \$100

Advance registration required. Call 760/ 436–3036 x206



### Undersea Garden

Saturday, July 19, 9 – 10:30am

Create your own undersea garden with guidance from master designer and originator of the concept, Jeff Moore, owner of Solana Succulents. All materials will be provided.

Cost: Members \$70, non-members \$80

Advance registration required. Call 760/ 436–3036 x206

Quail Botanical Gardens is located at 230 Quail Gardens Drive in Encinitas.

For more info call 760/ 436-3036 x206 or visit [www.qbgardens.org](http://www.qbgardens.org).

# 2008 Paul Ecke, Jr. - Flower & Garden Show



**Over \$85,000.00  
in Prize Money Awarded  
You Can't Win if You Don't Enter!**

**For more information about:**

- ***Landscape Displays & Gardens***
- ***Interior Vignettes***
- ***Container Plants***
- ***Hanging Plants***
- ***Bonsai***

**Theme: Sports in the Gardens**

---

**Call Flower & Garden Show Office 858.792.4273**

**Summer of Sports**



**2008 SAN DIEGO COUNTY FAIR**

**June 14- July 6, 2008 • [www.sdfair.com](http://www.sdfair.com)**



## **2008 Paul Ecke Jr, Flower & Garden Show Stage Schedule**

<b><i>SUBJECT</i></b>	<b><i>DATE</i></b>	<b><i>TIME</i></b>
Plumerias	6/14/2008	11:00 AM
Organic Rose Care	6/14/2008	12:30 PM
Landscaping Mistakes	6/14/2008	2:00 PM
Vermicomposting	6/14/2008	3:30 PM
Introduction to "Bonsai"	6/15/2008	11:00 AM
Bonsai as Art	6/15/2008	2:00 PM
Vermicomposting	6/17/2008	10:00 AM
Begonias	6/18/2008	11:00 AM
Rose Care	6/18/2008	12:30 PM
Water Gardening	6/18/2008	2:00 PM
Orchids	6/19/2008	11:00 AM
Orchids	6/19/2008	12:30 PM
Plants for Home Landscaping	6/20/2008	11:00 AM
Growing Dahlias	6/20/2008	12:30 PM
Growing Dahlias	6/20/2008	2:00 PM
Growing Dahlias	6/20/2008	3:30 PM
Orchids 101	6/21/2008	11:00 AM
Outdoor Orchids for Southern California	6/21/2008	12:30 PM
Growing/Dividing/Repotting Cattleya Orchids	6/21/2008	2:00 PM
Vermicomposting	6/24/2008	11:00 AM
Integrated Pest Management	6/24/2008	3:30 PM
Rose Care	6/25/2008	11:00 AM
Creepy,Crawley Farm Friends in the Rose Garden	6/26/2008	12:30 PM
Growing Fragrant Roses	6/26/2008	2:00 PM
Organic Rose Growing	6/26/2008	3:30 PM
Water Gardening	6/27/2008	2:00 PM
Bloom & Bouquets Contest	6/28/2008	1:00 PM
Oratorical Competition	6/28/2008	10:00 AM
Hon Non Bo	6/29/2008	11:00 AM
Miniature Bonsai Landscapes	6/29/2008	12:30 PM
The Art of Bonsai	6/29/2008	2:00 PM
Container Mini-Landscapes Using Tropicals	6/29/2008	3:30 PM
Staghorn Fern Demo	6/30/2008	11:00 AM
Rose Care	7/2/2008	11:00 AM
African Violets Care	7/3/2008	11:00 AM
Cultivating African Violets	7/3/2008	12:30 PM
Vermicomposting	7/6/2008	11:00 AM
Organic Rose Care	7/6/2008	12:30 PM
Vermicomposting	7/6/2008	2:00 PM